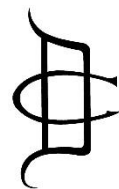


Camp Cris Dobbins

McNeil Scout Ranch at Peaceful Valley



2026 Parent's Guide

Cub Scout Adventure Camp



Updated 7/10/25



Welcome!

Thank you for choosing Camp Cris Dobbins, a Greater Colorado Council camp for your 2026 summer camp experience. This Parent's Guide will outline all of the logistical aspects of your summer camp experience as well as the program and activity information. If you have any questions about camp, please do not hesitate to contact any member of the Camp Management Team.

Camp Management Team Information:

Jack Loats Ranch and Camp Director Jack.Loats@scouting.org	Amanda Potter Program Director MSRDobbinsProgram@scouting.org	Hunter Heth & Kyler Groutas Asst. Program Directors MSRDobbinsProgram@scouting.org
John Braselton Camping Specialist John.Braselton@scouting.org	Krista Katsirebas Program Team Admin. Specialist (Registrations) Krista.Katsirebas@scouting.org	Medical Team MSRHealth@scouting.org General Inquiries McNeilScoutRanch@scouting.org

Welcome from the Ranch Director!

Dear Parents and Guardians,

Welcome to the summer of 2026, we are excited to have you join us at camp. Thank you for choosing Cub Scout Adventure Camp at McNeil Scout Ranch. We hope that your family has a memorable experience at camp. Our staff has been working hard to ensure that your stay is comfortable and enjoyable.

We hope that this guide is a great resource to help your family prepare for your stay at camp. Our goal is to provide great customer service following our guiding principles of Safety, Mission, Guest Service, Excellence, Ownership and Integrity. If you have any questions prior to your stay at camp, please do not hesitate to reach out to the camp management team with your questions.



See you at camp!

Jack Loats

Ranch and Camp Director / Jack.Loats@Scouting.org

Welcome from the Program Directors!

Hello,

We appreciate you choosing Camp Cris Dobbins for your Cub Scout camping experience this year! My name is Amanda and this is my 13th summer working for the Greater Colorado Council. My excellent Assistant Program Directors are Hunter and Kyler who each have their own unique scouting backgrounds and experiences on camp staff as well. We are looking forward to hosting you at camp this summer and we hope your cub scout leaves excited to continue their scouting journey!

Yours in Scouting,

Amanda, Hunter, and Kyler

MSRDobbinsProgram@Scouting.org



Table of Contents

Welcome!	2
Summer Camp Preparation Timeline	4
Information and History of McNeil Scout Ranch	5
Guiding Principles of McNeil Scout Ranch	6
Payment Information	7
Paperwork Checklist	8
Check-In Process	10
Camp Policies and Procedures	11
Campsite Rules and Accommodations	11
Camp and Ranch Rules and Regulations	12
Dining and Food Service	14
Youth Protection and Mandatory Reporting	15
Medical Information	16
.....	Error! Bookmark not defined.
Emergency Procedures	Error! Bookmark not defined.
Camp Cris Dobbins Pro Tips	20
Trading Post	20
Visitors In Camp	21
Helpful Documents and Links	24



Summer Camp Preparation Timeline

NOW - JUNE:

- Register for camp!
- Complete you and your family's medical forms in [CampDoc](#).

2 WEEKS BEFORE CAMP:

- Ensure you and your family's medical forms are complete in [CampDoc](#).
- Start planning what you will pack for camp.

11 DAYS BEFORE CAMP:

- All medical forms are due.
- Camp-Provided Tent Requests are due. [Click here for the tent request form.](#)

1 WEEK BEFORE CAMP:

- Pack for camp.

DAY BEFORE CAMP:

- Finish packing.

ARRIVAL TO CAMP:

- Check into camp.



Information and History of McNeil Scout Ranch

For thousands of years, the Arapaho and Kiowa Indians inhabited the land now known as McNeil Scout Ranch at Peaceful Valley. In the late 1800's, the Native Americans were forced from their ancestral lands by European settlers.

In the 1950's, the Scouting movement was expanding rapidly, along with the nation's postwar population. The Council's existing Camp Tahosa was too small to support the future needs of the Denver area, and the search for a replacement began. In 1961, the Council purchased the 2,500 acre Peaceful Valley Ranch from the Abrahamson family.

Initial construction of Scout facilities took place in 1961-1963. Some of the old ranch buildings and equipment were removed and roads were opened. The brown lodge buildings we use today were constructed from kits. In 1965, Peaceful Valley Scout Ranch opened to campers. Tahosa was still the Council's main camp, so activity and expansion was limited to unit camping and a very small summer operation.

The first "real" summer camp took place in 1981 -- four weeks of camp, and a total of 480 campers! Food was prepared at the ranch house, which had become the ranger's home, and delivered to camp. Campers ate in a tent and got their meals from a counter located in what is now the Jackson QM (named in honor of Sam Jackson and his wife, Edna, the first ranch rangers and operators of that early camp). Camp was great, and the drive to expand had started!

In 1983-1984, a 19 acre lake, at the site of a flood control dam, was dedicated to Harold Silver, a past council president. The current William R. Kephart Dining Hall opened in 1986 (and was renovated in 2019). Mr. Kephart was Scout Executive in that period, and was a major force behind the expansion of PV. The original camp facilities were renamed in honor of Cris Dobbins, who was a major contributor for the expansion. He had been successful in the energy business. On his death in 1987, he left a major endowment fund to the Council, with the stipulation that its income be used only for camp maintenance.


During the late 1980s, development of what is now Camp Dietler began. The camp opened as Camp Colorado in 1990. It was renamed Camp Cortlandt Dietler in 1993. As the Council grew, the need arose for a dedicated Cub Scout camping facility. Planning began for development of a new camp on the west side of the ranch. Initial construction took place during 1992-1993. The facility opened as Camp Adventure in the summer of 1994. In 1996, shortly before his death, it was renamed for Bob Magness, a very successful Denver cable television operator.

Development continued at Dobbins, also. In the late 1990s, the Travis Shooting Sports facility was developed. The Gates family provided funding for a new swimming pool, which opened in the summer of 2000, to replace the pool built with their earlier gift. In 2004, about 670 additional acres were purchased with a gift from the Gates Foundation to provide for future expansion. In 2006, the first programs at the Gates Outpost Camp were introduced as part of the Camp Dobbins program.

Peaceful Valley remains a working ranch. Approximately 1,000 acres are set aside for crops and cattle. The rancher, runs about 70 cow-calf pairs on the land. The "cash crops" of alfalfa, wheat, and oats are used to feed ranch livestock, as well as for sale. Income from the ranching operation helps provide for ranch maintenance and operation.

In 2021, Peaceful Valley Scout Ranch was renamed McNeil Scout Ranch at Peaceful Valley in honor of Charles S. McNeil, Council President from 2017-2019 for his generous contributions to Scouting in the Denver area.

A full history of McNeil Scout Ranch can be found at www.ScoutingColorado.org/Dobbins.



Guiding Principles of McNeil Scout Ranch

Scouting America Mission Statement

The mission of Scouting America is to prepare young people to make ethical and moral choices over their lifetimes by instilling in them the values of the Scout Oath and Law.



Scouting America Vision Statement

The Scouting America will prepare every eligible youth in America to become responsible, participating citizen and leader who is guided by the Scout Oath and Law.

Greater Colorado Council Camping Department Mission Statement

The mission of Greater Colorado Council summer camping program is to provide each Scout with a memorable and challenging outdoor experience. GCC camps enrich the fundamentals of Scouting through unique opportunities for leadership and educational growth.

McNeil Scout Ranch Guiding Principals

Safety - Mission - Guest Service - Excellence - Ownership - Integrity

Scout Oath

On my honor, I will do my best, to do my duty to God and my country, and to obey the Scout Law; to help other people at all times; to keep myself physically strong, mentally awake, and morally straight.

Scout Law

A Scout is: Trustworthy, Loyal, Helpful, Friendly, Courteous, Kind, Obedient, Cheerful, Thrifty, Brave, Clean and Reverent.

Cub Scout 6 Essentials

First Aid Kit - Water Bottle - Flashlight - Trail Food - Sun Protection - Whistle

All participants and staff at McNeil Scout Ranch are expected to follow these guiding principles during their time at camp. The 6 essentials must be in possession of all campers, at all times to *Be Prepared* in case of an emergency.



Prepared. For Life.™



Payment Information

Youth Participant Total Cost - \$200 | Sibling (6-17yrs old) - \$130
Adult Participant Total Cost - \$100

(Standard cost per participant. Does not include any promotions, discounts or camperships.)

Refunds

Scouting Colorado will refund 100% of paid camp fees if the camp cannot operate due to local, state or federal policies. Individual camper fees may also be refunded if their immediate family is affected by COVID-19 and are unable to participate in the camp program. Documentation must be provided. All other cancellations will forfeit their \$250.00 registration fee and are subject to the following guidelines:

- 31 days or more to check in: All paid fees less registration fee
- 21-30 days before check-in: 50% refund less registration fee
- 0-20 days before check-in: 0% refund

Any cancellation made after the 20-day before scheduled attendance of camp will not receive a refund unless documentation is provided by a medical doctor, or there has been a death in the family. **Only Scoutmasters and the Camp Contact may request refunds.** All refunds will be paid to the person who made the payment. All refund requests should be submitted in writing to JoLynne Conrad. All refunds are subject to Camp Director approval.

Camperships

Scouting Colorado strongly believes “no youth shall be denied a program experience because of lack of funds.” **However, every effort must be made by applicants to “earn their own way.”** Camperships are available to Scouting Colorado registered youth to attend summer camp and other select programs. Camperships are awarded up to 25% of the activity fee. The Campership form and more information can be found at www.ScoutingColorado.org/AdventureCamp and must be submitted 30 days in advance of the event. No funds will be granted after the event. The Campership program is available for Scouting Colorado registered Scouts only.





Paperwork Checklist



Below is a list of required paperwork. Medical forms are through CampDoc, our secure online system for managing medical forms. CampDoc combines SA and State of Colorado forms for easier use. **All medical forms must be submitted through CampDoc prior to camp.** Paper forms may be allowed on a case-by-case basis. Please email MSRHealth@Scouting.org to discuss your circumstances.

To set up your CampDoc account:



In **Black Pug** the registration software, go to each participant and hit **Update Information** THEN



Link to CampDoc. Complete the required information. Within 24 hours, the profile will be created in CampDoc and emails will automatically be sent to the email on file inviting you to complete the medical form.

Youth Camper Checklist

- ✓ SA Medical Form Parts A & B (Built Into CampDoc)
- ✓ Copy of Insurance Card (front and back) (Upload photo or scan to CampDoc)
 - *For Tri-Care please submit a Proof of Coverage letter.*
- ✓ Colorado Addendum: Immunizations (**Print or Download, Fill Out, Scan to CampDoc**)
 - This form does **not** need to be signed by a doctor.
- ✓ Colorado Addendum: Additional Information (Built Into CampDoc)
- ✓ Colorado Addendum: Contract to Carry (only for youth carrying emergency meds)
- ✓ Special Diet Request Form – If applicable

Adult Camper Checklist

- ✓ SA Medical Form Parts A & B (Built Into CampDoc)
- ✓ Copy of Insurance Card (front and back) (Upload photo or scan to CampDoc)
 - *For Tri-Care please submit a Proof of Coverage letter.*
- ✓ Youth Protection Training Certificate – Upload to CampDoc
- ✓ Special Diet Request Form – If applicable

Optional Pre-Camp Checklist

- ✓ If your pack is able to do pre-camp swim classifications, please use this form. If your family plans to use the boats at camp (such as kayaking, canoeing or paddle boarding) the adult in the watercraft needs to be a blue swimmer.

**ALL PAPERWORK FOR INDIVIDUALS IS DUE 11-DAYS PRIOR TO ARRIVAL.
NO EXCEPTIONS.**

ALL MEDICAL FORMS ARE ONLINE THROUGH CAMPDOC.



Are you CampDoc ready?

1 Step to add you to CampDoc:

CampDoc is the system that collects and maintains medical forms for camp.

THIS IS REQUIRED TO BE COMPLETED.

You are required to send the information from Black Pug to CampDoc. This is not automatically completed.

1. In **Black Pug** the registration software, go to each participant and hit

Update Information

THEN

Link to CampDoc

. Complete the required information.

Within 24 hours, the profile will be created in CampDoc and emails will automatically be sent to the parents inviting them to complete the medical form.



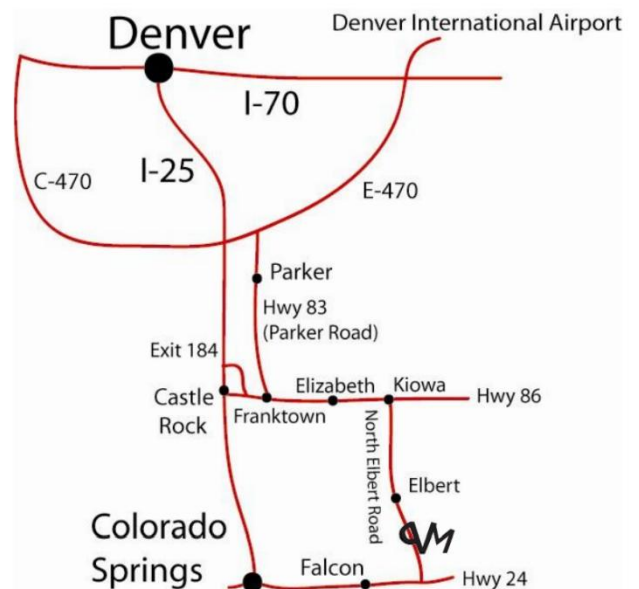
Check-In Process

Our goal is to make check-in as smooth and quick as possible. Check-in will take place from 1:30pm to 4:00pm.

It is helpful if packs arrive together! Please do not arrive before 1pm. If you arrive after 4:30pm, please check in at Headquarters.

Check-in tips:

- *Be Prepared!* Know your pack number.
- You will be directed to your campsite first, then once you are set up, you will complete check-in at Headquarters.
- Please have your registration/payment information available.
- **Please note: At the peak of check-in there may be a 20-30 minute wait to get directed to your campsite.**
- When you check in, you will receive a participant packet with a schedule, map, and other information.
- If you have a balance due on your registration, we will collect that at check-in.



**22799 N. Elbert Road, Elbert, CO
80106**

NOTE: Some GPS units will not take you to the correct place once you are near the ranch.

From Denver

Take I-25 South to Exit 184 - Founders Pkwy
Turn Left on to Founders Pkwy
Take Founders Pkwy to Hwy 86 and Turn Left
Follow Highway through Franktown and Elizabeth
After Elizabeth, on the Right just before Kiowa will be North Elbert Road - Turn Right
Continue through the Town of Elbert
After the town, MSR will be on the left side
Go to the 2nd Entrance - Not the barn!

From Colorado Springs

Take Highway US 24 Northeast out of CO Spgs
Take US 24 through Falcon
After Falcon, turn Left on to North Elbert Road
Take North Elbert Road to MSR
Turn Right at the First Entrance

Check Out Process

You can begin packing your campsite as early as you like. Once your campsite is packed, a continental breakfast will be served at the dining hall from 7:00am-9:00am for you to stop by. Once you've packed and had breakfast, check out at Headquarters. The Trading Post will also be open for last-minute purchases on your way out.



Camp Policies and Procedures

Campsite Rules and Accommodations

Tents/Cots - It is recommended that campers bring their own tents and cots or sleeping pads to increase comfort while at camp. Canvas wall tents are provided upon request. If your unit or family would like the camp to provide tents, please submit your request prior to camp. The request form is due 11-days before your arrival. No cots are provided from the camp. Click here for the tent request form. Please only submit your final request numbers to the form. **NO FLAMES IN TENTS.**

Sleeping Arrangements - Adults may share a tent with their family. If not tenting with your family, separate accommodations for adult males and females and youth males and females are required.

Latrines - Each campsite has a vault latrine located conveniently in the campsite. There are flush toilets available for Scouts only during mealtimes in the dining hall. Adults or youth with adult supervision may use flush toilets at the shower house or in Gilwell Hall.

Showers - Warm showers are available for Scouts to use. It is recommended that Scouts shower at least every other day. Adults or youth with adult supervision may use showers in the shower house or in Gilwell Hall. When showering in the campsite, a schedule must be posted and adhered to that establishes separate showering times for youth and adults and males and females.

ADA Campsite and Accommodations - There is an ADA campsite that is available for those that need it. If a Scout or Adult needs some extra help or accommodation, please email the Camp Director, Jack Loats, prior to camp to discuss your needs.



Electricity at the Campsite - There is one GFCI outlet in each latrine that can be used for purposes such as CPAP machines or other essential needs. Campers must bring their own extension cords.

Supervision in Campsites - Camp Staff - Along with adult supervision, Colorado laws require us to have a camp staff member located near your campsite. These staff members will be staying in grey tents and will have a light on the outside of the tent at night. If you need any assistance at night, please see this staff member.

Supervision in Camp - Adults - Parents and guardians are responsible for their children at all times. Parents and guardians must supervise and monitor their child's behavior.

Fires - Elbert County has a fire-ban during the summer months. Due to this, **no fires** will be allowed in the campsites. No flames in tents.



Campsite Trash Removal - Daily trash removal will occur at each campsite. Please place tied bags at the driving entrance to your campsite at the road. (Make sure it is visible) Do not block the main road. **Place trash out BEFORE evening flags**. Trash will be picked up during dinner time. Do not leave trash out overnight. All trash must be placed in a troop trailer or vehicle to not attract critters.

Hammocks in Camp - Please follow the Guide to Safe Scouting on hammock use in camp. Hammocks cannot be "stacked", and the lowest point on the hammock cannot be higher than three feet off the ground to prevent injuries.



Camp and Ranch Rules and Regulations

Participant Requirements - All youth and adults that are staying at camp must be Registered Members of Scouting America. **All adults must be current in Safeguarding Youth training and must submit proof in CampDoc prior to arrival.** The Scouter Code of Conduct, Guide to Safe Scouting and Youth Protection must be followed at all times.

Uniforms and Clothing - Activity Uniforms are appropriate anytime while at camp. Field Uniforms are requested to be worn for evening flags, dinner and campfire programs. Regardless, all clothing worn at camp must be appropriate. Clothing cannot contain references to drugs, alcohol, violence or weapons. All clothing must be at appropriate lengths and sizes as determined by each parent or guardian. **Closed-toed shoes are required at all times except in showers or aquatic areas.**

Harassment/Bullying - The Boy Scouts of America has a zero-tolerance policy for harassment or bullying of any type. Please report any harassment or bullying from anyone to a camp Management Team Member. Scouts, adults or camp staff that are found to be harassing others will be required to leave the property and there will be no refund.

Language - Verbal abuse, discriminatory or derogatory remarks, belittling, extreme sarcasm, and off-color conversation and jokes are not tolerated from youth or adults.

Discipline and Treatment - Parents or guardians are responsible for discipline with their children. All discipline must follow the Guide to Safe Scouting. Meals may not be denied as a form of punishment.

Removal from Camp - The Greater Colorado Council, BSA reserves the right to remove any person from BSA property for violation of camp rules, GCC policies, BSA policies or local, state or federal laws. In some cases, local law enforcement will be contacted. All decisions are final, and no refunds will be granted.



Tobacco Free Environment - Per State of Colorado law, McNeil Scout Ranch is a tobacco-free zone. No smoking, vaping, chewing, or use of any tobacco products is permitted. There is no smoking anywhere on camp. Adults wishing to use tobacco must leave the property to use tobacco.

No Drugs or Alcohol - Illegal drugs and substances and alcohol have no place in Scouting and are not allowed on the property.

No Weapons or Firearms - No weapons such as any firearms, archery equipment, or knives larger than a pocketknife are allowed at camp. All archery equipment is provided for programs - **DO NOT** bring your own. The BSA Scouter Code of Conduct prohibits carrying concealed or unconcealed firearms.

Surveillance Cameras in Use - Please note that surveillance cameras that record audio and video are used in various areas around the ranch 24/7/365 to assist with safety and security.



Possible Fines - Below is a list of possible fees based upon various possibilities such as damage and rule violations. Please be aware of these to avoid extra fees.

- Tents - Rips, tears, writing on canvas - \$10/inch
- Tents - Board damage - \$10-\$25
- Tents - Platform full replacement - \$200
- Fire Extinguisher - Unnecessarily discharged - \$50
- Trash in Pit Toilets - \$50 per toilet
- Missing Items from Campsite (brooms, hose, cleaning supplies etc) - *price determined by item missing*
- Parking Violation - \$50 per ticket
- Extension Cord Rental - \$50 per cord/per week
- Program Equipment - *price determined by damage*
- Personal Property - *price determined by damage*
- Damage to other camp property - *price determined by damage*

***All fines issued and amounts issued are at the discretion of the Camping Management Team.*

Pets and Animals - Please do not bring any pets to camp. ADA Service Animals are welcome. We do not allow emotional support animals. If you have a Service Animal, please let Ranch Director Jack Loats, know before you come to camp.

Wildlife in Camp - Camp is a wonderful place to see wildlife. Do not approach, touch or harass wildlife.

Buddy System - All campers must use the “buddy system” while in camp or under adult supervision. **At no time shall a youth be alone.** Here is an [article from Scouting Magazine](#) about the buddy system.



Dining and Food Service

Dining Hall Food Service - All meals will be served in the dining hall. After everyone has been served, second portions will be available on a first come, first served basis.

Special Diets - The camp is able to accommodate most special diets for medical or religious purposes. This includes gluten free, vegetarian, vegan, dairy free, and specific omissions of food such as nuts. **The camp cannot accommodate very specific diets that consist of only a few items or contain numerous omissions.** At all meals, anyone will be welcome to view the ingredient lists for any of the food served. **The camp cannot guarantee 100% prevention of cross-contamination but will make efforts to prevent it.** If any camper has a very specific diet, the camper (and adults if they are youth) can make arrangements to bring their own food and store it in the camp kitchen. Arrangements can be made to cook their own food or receive some limited assistance from kitchen staff. **All requests for special diets must be made online no later than four (4) weeks prior to arrival.** The Special Diet Request Form can be found on the website or through CampDoc. For further questions and discussion, please email the Food Services Director at MSRFoodService@Scouting.org AND the Camp Director, Jack Loats at Jack.Loats@Scouting.org.

Aquatics & Swim Checks

Silver Lake

Camp Cris Dobbins is home to Silver Lake which will house all of our boating activities this summer. This will include paddle boats, canoes, and rowboats.

Gates Aquatic Center

Cris Dobbins also houses Gates Aquatic Center which is a heated swimming pool outfitted for all of our Summer Camp needs. This summer, Cub Scouts will use the Aquatic Center to work on rank requirements, enjoy 'free swim', and complete their swim checks.

Swim Checks

Before any Scout, adult, or individual may enter a body of water, they must complete the **Greater Colorado Council swim test**. While we strongly recommend you complete your swim checks **prior to arriving at camp**, we understand that may not be possible for all participants.

That being said, Swim Checks are required only for adults if the Scout just plans to go boating and has a guardian with them. If the Scout wants to swim in the pool, they will need a Swim Check.

Swim Checks will be offered during Check-in. As soon as you've checked in at HQ and set up in your campsite, you can walk to the Gates Aquatics Center with your swimsuit to complete your swim check.



Safeguarding Youth and Mandatory Reporting



It is required that all adults attending summer camp have taken the **Safeguarding Youth Training**. Proof of training will be required to be uploaded to CampDoc. Colorado law and Scouting America policy mandates that all camp staff, adult volunteers and other members of the Scouting America are mandatory reporters of suspected child abuse and neglect. Abuse can include adult on youth and youth on youth contact.

While we do not wish or anticipate abuse to occur at camp, in rare instances it happened. Please follow the guidelines below.

If you suspect child abuse or neglect while at summer camp:

You are a mandatory reporter as a member of Scouting America. You must take the following steps, and you cannot designate this to anyone else. Child abuse or neglect suspicions can be from home and noticed at camp or can occur at camp.

1. **Ensure that everyone is safe before doing anything.**
2. **Notify the Camp Director and/or Ranger/Superintendent immediately.** You can contact them by going to any camp staff member. These individuals will assist you in making a report but cannot do it for you.
3. **Notify the local law enforcement agency if applicable.** (Abuse occurred at camp or there are physical injuries or signs). Elbert County Sheriff - 911 or 303-660-7500.
4. **Notify the Colorado Department of Human Services.** 1-844-CO-4-KIDS (844-264-5437). This number can be used for reporting anywhere in the state. For youth that reside outside of Colorado, call this number and they will transfer the report to the appropriate state.

Child abuse and neglect reports should not be investigated by anyone other than law enforcement or human services. Camp Management will collect basic demographic data and the basic report for SA reporting purposes. Please cooperate in this process. For any report or suspicion, reports will be made, and parents/guardians and unit leaders will NOT be notified.

The Greater Colorado Council, SA operates several childcare facilities and are licensed by the State of Colorado. This includes McNeil Scout Ranch at Peaceful Valley. The license indicates that the program has met the required standards for the operation of a childcare facility. The

current license and most recent inspection report is available for review at camp headquarters or at the Council Service Center. Additionally, if you would like to file a complaint about McNeil Scout Ranch (license #47810) as it relates to Colorado Child Care Facility Regulations, please contact the Colorado Department of Human Services, Office of Early Childhood at 303-866-4511.

We all play a role in preventing **child abuse and neglect.**



1-844-CO-4-KIDS
(1-844-264-5437)



Medical Information

Safety is a top-priority at McNeil Scout Ranch. In some cases, accidents that result in injury or illness occur. The ranch maintains a well-stocked medical lodge that serves similar to a “clinic”. The lodge maintains first-aid supplies and over-the-counter medications for youth, adults and staff. Health staff are all trained and certified medical staff. Campers are encouraged to seek any staff member for basic first aid needs such as needing a band-aid.



In major medical emergencies, the Health Staff have direct communication with local Emergency Medical Services (EMS) and have protocols in place for working with EMS. **If you experience or witness a major medical emergency, please notify the nearest staff member. Our health team can provide care and contact EMS quicker than calling 9-1-1.** For minor medical issues, please go to the health lodge.

In any case, if the medical care that is needed exceeds what the health staff are able to care for, the patient will be turned over to local EMS, or sent to a higher-care facility such as an urgent care or hospital.

General Health Lodge Hours
Daily 8:00am to 9:30pm - “Clinic Needs”
(Think beyond basic first aid)

9:30pm-8:00am Emergencies Only
(Think what you would call 911 for or go to the ER for)

Medications

At camp, parents or guardians can administer medications to youth. **We ask that all medication is kept secure and inaccessible from any youth.** If a youth is attending without their parent or guardian, the medication must be turned into camp Health Staff. Medications turned in must be in the original container with the Scout’s name on it. The Health Lodge maintains a stock of over-the-counter medications and they are available free-of-charge to any camper, youth or adult.

Communicable Diseases and Sickness at Camp

McNeil Scout Ranch and the Greater Colorado Council will follow any local, state or federal health orders if they apply to a summer camp or child care facility. Steps are taken to prevent the spread of communicable diseases but cannot be fully prevented. Measures such as camper intake screening and proper cleaning and sanitation will be in place at camp. Face masks, gloves and cleaning supplies are available upon request. If you have any questions or concerns, please email MSRHealth@Scouting.org.

Weather Safety

McNeil Scout Ranch sees daily high temperatures in the 80’s or higher and nightly lows in the 40’s. Please plan accordingly. If you get cold easily, bring layers and appropriate sleeping equipment. During the day, be sure to use sunscreen, hats, sunglasses and other sun protection equipment.

Generally, we see many rain showers in the afternoons in July. They can also happen in June. Please bring adequate rain gear. Emergency ponchos are not adequate rain gear.



Illness Policy - How Sick is Too Sick?

Youth, Adults, and Staff are required to report any illness to the camp Health Lodge. The health staff will help treat the illness and determine if they can continue to participate in camp or if other actions need to be taken. It is essential that everyone takes part in keeping camp healthy by washing hands regularly, using hand sanitizer, covering sneezes and coughs, cleaning and disinfecting surfaces and materials, and reporting illness promptly. **The health staff has the authority to exclude any participant or staff member from camp due to illness or injury.**

General Exclusion Requirements

Children and staff must be excluded from childcare facilities when they have certain symptoms of illness, including if they are unable to participate in or perform the functions required for their position.

- A “child” means any child enrolled in the childcare program or a student at a school.
- A “staff member or staff” means any person working or volunteering to perform duties in a childcare facility or school.

Symptoms that require exclusion are listed in [How Sick is Too Sick? When Children and Staff Should Stay Home from Child Care \(How Sick is Too Sick\)](#). The Colorado Department of Public Health and Environment’s Infectious Diseases in Child Care and School Settings (Infectious Disease Guide) will be used to determine exclusion for symptoms of illness not included in [How Sick is Too Sick](#).

Excluding Children

Staff are responsible for observing children at drop off and throughout the week for signs of illness. If a child arrives at the camp with signs of illness that require exclusion they may not be accepted. If a child develops symptoms of illness that require exclusion during the time of care, the parent/guardian will be contacted to pick up the child. The child will be provided with a place to rest which is separate from the other children until the parent/guardian arrives. The child may return to camp based on the requirements in [How Sick is Too Sick](#), the Infectious Disease Guide, or as directed by their health care provider or public health professional.

Information will be recorded on an illness log when children are sent home due to symptoms of illness that require exclusion. All items used to care for the child (cot, bedding etc.) will be cleaned and sanitized or cleaned and disinfected if contaminated by body fluids after the child leaves the camp. The date and time when the child returns to the child camp will be recorded on the illness log.

Outbreaks

When the camp has a child or staff member with an illness that is required to be reported to the health department, the health department will be contacted immediately. Outbreaks of illness must also be reported to the health department. An outbreak is defined as an increase in disease symptoms or illness regardless of a clinical diagnosis or laboratory testing in staff/children at more than expected levels. As few as two individuals (children or staff) in the same group with similar symptoms may constitute an outbreak. For example, above normal seasonal absenteeism for a school or childcare facility would be concerning and the health department will be contacted. The health department will also be contacted when there are two or more people that do not live together who are ill with symptoms including vomiting, diarrhea, or jaundice.



Emergency Procedures

Our Emergency Procedures are listed here. These five actions of the Standard Response Protocol are the five actions you need to know when you attend our camp.

Please familiarize yourself with these five actions and what to do. We will provide a copy at check in and review these actions within the first 24 hours of camp.

Whenever any type of emergency occurs, it is important to contact the nearest staff member so these actions can be implemented.

MISSING SCOUT: If you cannot locate a Scout, please find the nearest staff member. Information we will need to know is their name, age, what they were wearing last and where they were last as well as where they should be. Adult leaders in your unit may be enlisted to assist in searching. It is important not to panic. Many times, Scouts are late to their location and on the way or stopped at another common location like the Trading Post, dining hall, or the gaga ball pit.

A full copy of the emergency procedures will be provided at check-in. An emergency drill using sirens will occur at the first flag ceremony. Please prepare those that may be trauma sensitive.

IN AN EMERGENCY TAKE ACTION



HOLD! In your area. Clear the roads and trails.

NO SIREN – STAFF ANNOUNCEMENT ONLY

CAMPERS

Clear the roads and trails and remain in area until the "All Clear" is announced
Do business as usual

STAFF

Keep campers in area
Account for campers
Do business as usual



SECURE! Get in main camp. Lock the gates.

NO SIREN – STAFF ANNOUNCEMENT ONLY

CAMPERS

Return to main camp area
Do business as usual

STAFF

Bring everyone to main camp
Lock the gates
Increase situational awareness
Account for campers
Do business as usual



LOCKDOWN! Locks, lights, out of sight.

SHORT WAVY SIREN – ALL CLEAR IS EVACUATE SIREN

CAMPERS

Move to a lockable building or wooded area away from sight
Maintain silence
Do not open the door
Prepare to evade or defend
Evade if unable to hide

STAFF

Lead campers to safety
Lock doors/turn out the lights
Move away from sight
Do not open the door
Maintain silence
Account for occupants and staff
Prepare to evade or defend



EVACUATE! (Report to McKenzie's Range)

LONG FLAT SIREN

CAMPERS

Evacuate to specified location
Bring your phone
Instructions may be provided about retaining or leaving belongings

STAFF

Lead evacuation to specified location
Account for campers using card system
Notify if missing, extra or injured people



SHELTER! Hazard and safety strategy.

CAMPERS

Use appropriate safety strategy for the hazard

Hazard

Tornado

Safety Strategy

****LONG WAVY SIREN****
Report to Gilwell Hall or
Lie flat in ditch/depression

Heavy

Rain/Hail

Take shelter in building or tent (No Siren)

Earthquake

Drop! Cover! Hold On!
(No Siren)

STAFF

Lead safety strategy
Account for campers
Notify if missing, extra or injured people

© Copyright 2009-2020. All Rights Reserved. The "I Love U Guys" Foundation, Centennial, CO. The Standard Response Protocol and Logo are Trademarks of The "I Love U Guys" Foundation and may be registered in certain jurisdictions. This material may be duplicated for distribution per "SRP Terms of Use". SRP BIZ 2021 Poster_EN | V 3.2 | Revised 08/30/2020 | <http://iloveuguyss.com>



Camper Behavior Management

Camper Behavior at Camp

Parents and Unit Leaders are responsible for camper behavior, with Camp Staff available to help during activities. Leaders and Parents should chat with each other if issues come up between units.

Minor Issues

Talk privately (following Safeguarding Youth guidelines), calmly explain the behavior, and offer steps to improve. Write down alternatives, encourage the camper, and follow up if needed. No need to involve Ranch Management for minor stuff.

Major Issues

If something feels too big or uncomfortable to handle, contact Ranch Management. They may investigate, meet with parents, or dismiss campers/adults if needed.

Automatic Dismissal

Some actions will result in immediate dismissal from camp:

- Harassment
- Youth Protection violations
- Weapons possession
- Alcohol, drugs, or tobacco use
- Scouter Code of Conduct violations
- Vandalism or theft
- Serious medication policy violations

Staff Behavior

We work hard to train our staff with a strong focus on customer service and professionalism. Most of our team members are youth between the ages of 16 and 22, and while they're doing their best, sometimes things don't go perfectly. If you ever have concerns about staff behavior or actions, please report them directly to the Camp Director, Program Director or Camping Specialist. We kindly ask that you don't address staff issues with other staff members or take on the role of training or correcting them yourself. Let us know if something's not right, we're here to help and make sure it's handled appropriately.

Camp Director Jack Loats - Jack.Loats@Scouting.org or 303-648-3023

Program Director - MSRDobbinsProgram@Scouting.org or 303-648-3023

Camping Specialist (If the above two cannot be reached) John Braselton - John.Braselton@Scouting.org or 720-266-2128



Camp Cris Dobbins Pro Tips

Cell Service

AT&T & T-Mobile works best at camp with strong signal and data as there is a cell tower on camp. Verizon is decent but has limited data. *(Report your spotty Verizon service to Verizon so they receive numerous reports and consider adding a tower nearby!)*

Wi-Fi Access

Limited Wi-Fi is available for adults only. Info will be shared at check-in. It's mainly for camp business, so please don't rely on it for work or streaming.

Swim Checks

Doing swim checks before camp makes Day 1 smoother! You can still do them at camp if needed. Instructions are available online.

Check-In Tip

Arrive together as a unit if possible! Consider meeting up in Elizabeth or Falcon to caravan in—it makes parking and gear hauling easier.

Maintenance Issues

See something that needs fixing? Let HQ know!

Lost & Found

Lost items go to HQ daily. Valuables are kept in the office—check there first!

Charging Devices

Adults can charge devices at the Adult Shower House, HQ, and Leader Lounge. Bring your own charger and don't leave items unattended.

Adult Leader Lounge

Need a break? The Leader Lounge at the Trading Post has outlets, A/C, and snacks! You can also use the HQ Conference Room when it's open and not reserved. Gilwell Hall is no longer available as a lounge due to scheduled activities.



Trading Post

Camp Cris Dobbins maintains a well-stocked trading post for both youth and adult campers to enjoy. Products include souvenirs ranging from t-shirts, jackets & hoodies, hats & beanies, lanyards, stickers, water bottles and many other souvenirs. Souvenirs are branded with Camp Cris Dobbins, McNeil Scout Ranch and Scouting Colorado brands.

The Trading Post also maintains a well-stocked concession stand. We proudly serve Pepsi products including Gatorade. Snacks, candy bars, ice cream and slushies are also available.

For your enjoyment, the camp also stocks several vending machines around the camp for 24/7 access. The machines are stocked with Pepsi and Gatorade products. Vending machines can be found at the Trading Post, Headquarters, Adult Shower House and Gilwell Hall.

For each youth's enjoyment, we suggest that each youth bring \$100 during their stay in order to purchase snacks, drinks and souvenirs.

Visitors In Camp

Visitors are welcome in camp anytime from 8:00am-8:00pm Monday-Friday or 1:00pm-8:00pm on Sunday. **ALL VISITORS MUST SIGN IN AND OUT AT THE CAMP OFFICE.** Visitors must be listed on a participant's medical form as an authorized adult to visit. If you would like to discuss further, email us at McNeilScoutRanch@Scouting.org.



Programs Offered

Program Theme

Come sail (walk) the valleys of Camp Cris Dobbins with our hearty crew of pirates (camp staff)! Keep your eyes on the horizon for fun, and maybe some treasure in the form of new experiences, friends, and challenges to overcome! YAR!

Activities

We have many different opportunities for fun for all of the ranks at Cub Scout Adventure Camp.

Each Scout will have the opportunity to participate in the following activities

- Boating on the Lake
- Sling Shots
- BB guns
- Archery
- Swimming at the Pool
- Gaga ball

In addition to these, each rank will have focused time to work on rank requirements that are challenging to do at home such as:

Tiger

- Floats and Boats
- Games Tigers Play

Wolf

- Spirit of the Water
- Paws on the Path

Bear

- Salmon Run
- Bear Claws

WEBELOS*

- First Responder
- Aquanaut

Arrow of Light*

- Scouting Adventure
- Aquanaut

Finally, there will be many opportunities for free time or open activities in which Aquatics and Shooting Sports will be available, and other optional activities will be available.



WEBELOS/AOL Program*

Scouts that are WEBELOS and Arrow of Light will have the opportunity to:

- Work with and ride the Horses down at the Corral (**must have long pants and boots that cover the ankle**)

There may be more activities available for the older Cub Scouts, however, we are finalizing the logistics of those activities. Examples include rappelling off Ship Rock and riding the horses. If Cub scouts bring long pants and boots, they will be prepared for any additional activities that we may offer.



Helpful Documents and Links

[Campsite Shower Schedule](#)

[Camp Cris Dobbins Map](#)

[Emergency Procedures](#)

[Special Diet Request Form](#)





Cub Scout Adventure Camp Schedule



Day 1

1:00pm Check-in/Open Activities/Swim Checks
5:45pm Opening Flags @ McKenzies Range
6:15pm Dinner
7:45pm Opening Campfire (Meet @ Ft. Garland)
9:00pm Quiet Time
10:00pm Lights Out

Day 2

6:45am Gather your things for the Morning.
7:00am Breakfast
8:00am Morning Flag Ceremony
8:30-9:30am Rotation 1
9:30am Passing Period
9:45-10:45am Rotation 2
10:45am Passing Period
11:00-12:00pm Rotation 3
12:00pm Passing Period
12:15pm Lunch
1:15pm Free Time
1:45pm Meet with Color Group Leader
2:00-3:00pm Rotation 4
3:00pm Passing Period
3:15-4:15pm Rotation 5
4:15pm Passing Period
4:30-5:30pm Rotation 6
6:00pm Evening Flags
6:15pm Dinner
7:30pm Evening Activities
9:00pm Quiet Time
10:00pm Lights Out

Day 3

6:45am Gather your things for the Morning.
7:00am Breakfast
8:00am Morning Flag Ceremony
8:30-9:30am Rotation 7
9:30am Passing Period
9:45-10:45am Rotation 8
10:45am Passing Period
11:00-12:00pm Rotation 9
12:00pm Passing Period
12:15pm Lunch
1:15pm Free Time
1:45pm Open Activities Begin
3:45pm Lake Party Begins
5:30pm Lake Party Ends
6:00pm Evening Flags
6:15pm Dinner
7:45pm Cub Scout Campfire (Meet @ Ft. Garland)
9:00pm Quiet Time
10:00pm Lights Out

Day 4

6:00am Check-Out Begins
7:00am Breakfast Begins (ongoing)
8:30am Closing Flags
9:30am Camp Closed (Sign-Out @ HQ)

Schedule is subject to change. A final schedule will be handed out at check in.

