

Summer Camp Leader's Meeting

McNeil Scout Ranch at Peaceful Valley

Camp Cris Dobbins

February 18, 2026





Tonight's Meeting

We will be going through the content regarding the Leader's Guide.

If you have questions, please type them into the chat. We will respond either in person in the meeting, or via chat.

This meeting is being recorded. It will help with the quality if everyone uses the "mute" option in Zoom. Thanks!

At the end, we will take any additional questions you have.



Meet The Team

- Jack Loats, Ranch Director
- Amanda Potter, Program Director
- Hunter Heth & Kyler Groutas, Assistant Program Directors
- John Braselton, Camping Specialist
- Krista Katsirebas, Program Team Administrative Specialist



Safety Moment – Campout Safety Checklist

• GENERAL INFORMATION

- Camping can be enjoyable in almost any area—from the backcountry to summer camp, as well as national high-adventure bases, to name a few. When you decide on a camping trip, you need to consider who, what, where, when, how, and why.
- Here are a few items to check off on your Campout Safety Checklist:
- **Documentation Needed**—This includes medical records, guidebooks, waivers, and permission slips. A Scout leader can ensure your safety as well as his or her own when you are both better informed of any limitations, hazards, or permissions.
- **Training**—General training, such as Youth Protection training, CPR/first aid, and Hazardous Weather, or specific training, such as Trek Safety or Wilderness First Aid, gives you the confidence to know what to do in the event of an emergency.
- **Planning**—Planning is important. Become familiar with your campsite location and do some research about the weather, licensing/permit requirements, and project or activity guidelines so you can be prepared.
- **Equipment**—Plan for vehicles involved or tools necessary for your camping experience. Also consider trailer requirements and first-aid or emergency kits.
- **Emergency Planning**—A prepared Scout is a confident Scout. Keep a cellphone handy as well as a list of local authorities (fire department, police, hospitals, etc.) in case an emergency occurs, such as inclement weather or a lost Scout. If you are in the backcountry, canyons, or a remote location, coverage may be one to two hours away. A GPS tracking/messaging device is helpful in these locations.
- **Program**—Know your program. There should be age-appropriate activities, safety equipment, proper supervision, and a discussion on potential hazards.



Facility Improvements & Updates

- Adirondacks are on track to be completed in the Billings campsite.

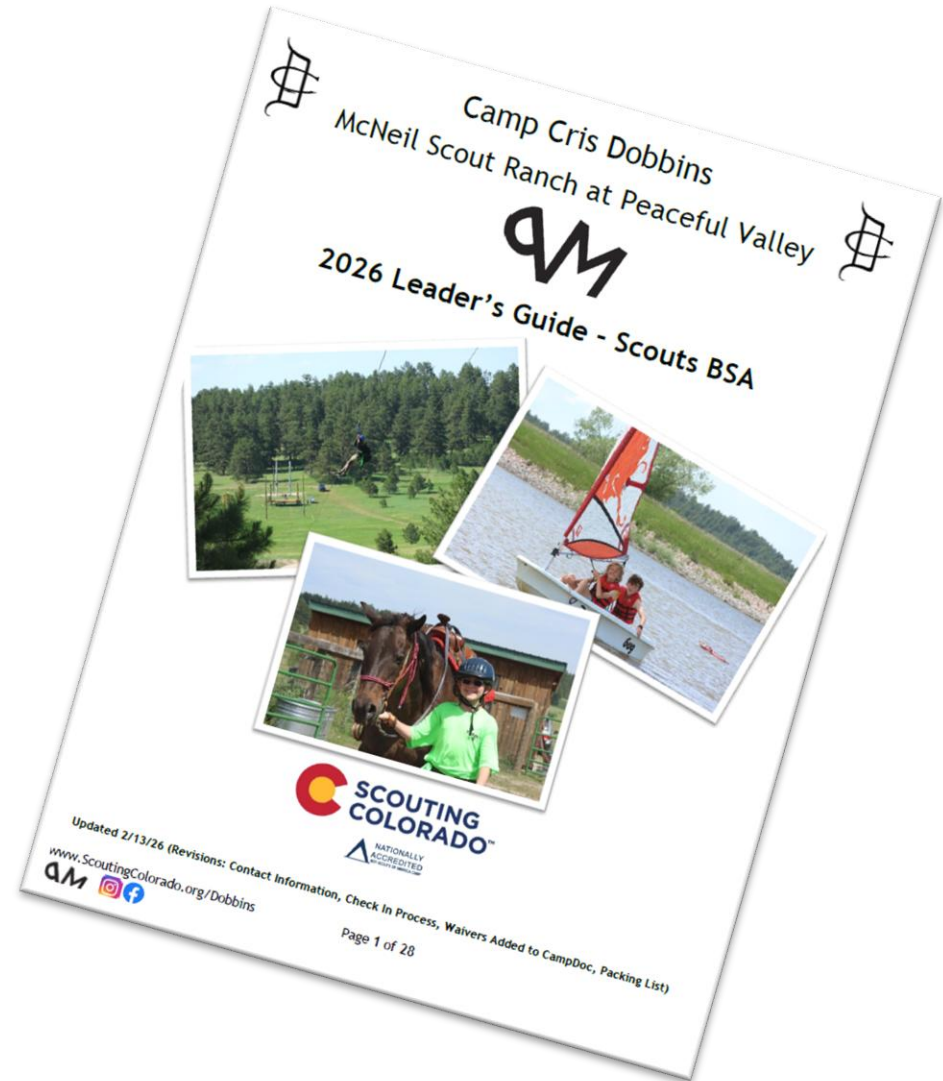




Leader's Guide

- ScoutingColorado.org/Dobbins

Camp Cris Dobbins 2026 Leader's Guide





Guiding Principals of McNeil Scout Ranch

- Safety
- Mission
- Guest Service
- Excellence
- Ownership
- Innovation
- Integrity





Timeline: Page 5-6

Summer Camp Preparation Timeline

JANUARY:

- January 1st - 20% of Registration Due.

FEBRUARY:

- February 1st - 40% of Registration Due.
- If possible, complete unit swim checks at the unit level. Complete the form.
- Review Leader's Guide.
- Sign up leaders that are **planning** camp for text message alerts.

MARCH:

- March 1st - 60% of Registration Due.
- Through Black Pug, click the "Send to CampDoc" button for each participant.
- Review Program Guide.
- Provide program (merit badges & classes) information from the Program Guide to Scouts. Collect their 1st, 2nd and 3rd choices for each merit badge period.
- If possible, complete unit swim checks at the unit level. Complete the form.

APRIL:

- April 1st - 80% of Registration Due.
- Check the completion status of medical forms in CampDoc. Contact those that are deficient.
- See if anyone in your unit is interested in white water rafting. Sign them up if they want to participate.
- Register for merit badges.
- If possible, complete unit swim checks at the unit level. Complete the form.
- Inform campers that have special diets to submit the form online through CampDoc.
- If applicable, complete Campership Application(s).



Camperships: Page 9

Camperships

Scouting Colorado strongly believes “no youth shall be denied a program experience because of lack of funds.” **However, every effort must be made by applicants to “earn their own way.”** Camperships are available to Scouting Colorado registered youth to attend summer camp and other select programs. Camperships are awarded up to 25% of the activity fee. The Campership form and more information can be found at www.ScoutingColorado.org/Dobbins and must be submitted 30 days in advance of the event. No funds will be granted after the event. The Campership program is available for Scouting Colorado registered Scouts only.

Camp Cards

Scouting Colorado Scouts are encouraged to sell Camp Cards to raise funds to attend summer camp. More information: <https://scoutingcolorado.org/giving/unit-fundraising/camp-cards/>.



CampDoc x Medical Forms

- We use **electronic medical forms** (CampDoc). No paper copies will be accepted.
- Using the information you provided in registration; we make an account for every person coming to camp. A parent/guardian email is required for this account.
 - Parents/Guardians/Adult Leaders get sent an email inviting them to complete the forms. They are required to complete them.
 - The leader(s) planning summer camp can check progress in the system to make sure the forms are being completed.
- **CampDoc will be available in March.**

CampDoc x Medical Forms

Youth Camper Checklist

- ✓ SA Medical Form Parts A & B (Built In To CampDoc)
- ✓ SA Medical Form Part C - Physical Evaluation within 1 year (Print, Fill Out & Sign, Scan to CampDoc)
 - *The physical must be within one year and cannot “expire” during camp. No exceptions.*
- ✓ Copy of Insurance Card (front and back) (Upload photo or scan to CampDoc)
 - *For Tri-Care please submit a Proof of Coverage letter.*
- ✓ Colorado Addendum: Immunizations (Print or Download, Fill Out, Scan to CampDoc)
- ✓ Colorado Addendum: Additional Information (Built Into CampDoc)
- ✓ Colorado Addendum: Contract to Carry (only for youth carrying emergency meds)
- ✓ Special Diet Request Form - If applicable
- ✓ Cowboy Action, Next Level Range Adventure, ATV's and Rafting Waivers - If applicable



CampDoc x Medical Forms

Adult Camper Checklist

- ✓ SA Medical Form Parts A & B (Built Into CampDoc)
- ✓ SA Medical Form Part C - Physical Evaluation within 1 year (Print, Fill Out & Sign, Scan to CampDoc)
 - *The physical must be within one year and cannot “expire” during camp. No exceptions.*
- ✓ Copy of Insurance Card (front and back) (Upload photo or scan to CampDoc)
 - *For Tri-Care please submit a Proof of Coverage letter.*
- ✓ Youth Protection Training Certificate - Upload to CampDoc
- ✓ Scouting America Membership verification - Upload to CampDoc
- ✓ Special Diet Request Form - If applicable
- ✓ Cowboy Action and Rafting Waivers - If applicable

Whole Unit Checklist (Bring this to Check-In on the First Day of Camp)

- ✓ Swim Classification Record (if completed before camp)
- ✓ Unit Arrival Roster and Seatbelt Inventory (can be completed at check-in)
- ✓ Check made out to the Greater Colorado Council for any unpaid registration fees
- ✓ Family Night visitor count



CampDoc x Waivers

- **NEW this year – Waivers are electronic!**
- Waivers are built into CampDoc.
 - **Cowboy Action** (Optional Program Youth and Adults, Required for Next Level Range Adventure participants)
 - **ATV'S** (Required for Youth participating in the ATV program)
 - **Whitewater Rafting** (Youth or Adults attending – hyperlink to external site, can be accessed from the Dobbins website as well).
- **These will be listed as optional for everyone – please help ensure that those doing these programs complete these forms!**




Pop Quiz #1



When will
CampDoc open
for the season?



Swim Classifications

- You have the option to complete the swim test prior to camp. **This is recommended, if you can.**
- Instructions and requirements. 
- Conducted by: Aquatics Instructor, BSA; BSA Lifeguard; BSA Swimming and Water Rescue; or other lifeguard, swimming instructor etc.
- The camp has the authority to re-test anyone.



Unit Swim Classification Record



Communication Prior to Camp – Page 11

- Text message alerts – MSR uses a system that adult leaders can opt-in to receiving text messages with important information. At camp, important information will be shared including emergency information.
- To sign up, text the code below including the '@' to 81010.
 - Week 1: @ DOBW1
 - Week 2: @ DOBW2
 - Week 3: @ DOBW3
 - Week 4: @ DOBW4
 - Week 5: @ DOBW5
 - Week 6: @ DOBW6



Check-In Process – Page 11

Creede, Santa Fe, Sedalia, Victor, Amarillo, Dodge, Wichita, Deadwood, Stillwater	1:00pm
Ogallala, Abilene, El Paso, Raton, Cripple Creek, Laredo, Billings	2:00pm

- **New this year – only two staggered arrival times!**
 - It's okay if you cannot make that exact time, we just ask that you try! If you will arrive after 2:30pm, give us a call!
- You can find your campsite assignment on your registration.
 - You will currently see your campsite “preference”. Campsites will be assigned once numbers are more finalized in April.
- **Only 1 vehicle may drive to the campsite at a time. Only a trailer may stay in the campsite.**
 - Upon arrival to camp, load all your gear into one vehicle/trailer.
- We've revised the flow of check in. You will complete a unit photo, dining hall orientation, health check in and swim test (if needed) prior to unpacking your campsite.
 - **Please have Youth keep medications, swimsuits and towels in a daypack, separate, or on top so they can be accessed prior to unpacking the campsite.**



Pop Quiz #2

Do you want check-in to be paperless?

(No forms to fill out and hand in.

We will still hand you maps, schedules and other important documents)





Parent's Page – Page 13

- Provide a copy of this page to your parent's, especially new ones!
- Provides important contact information and what to do in an emergency.
- Make sure you fill out the unit specific information.

Parent's Camp Information Page - Provide this page to Parents!
22799 N. Elbert Road, Elbert, CO 80106
NOTE: Some GPS units will not take you to the correct place once you are near the ranch.

Camp Contact Information
303-648-3023 (Main Line, General Questions and Needs - No Camper Messages!)
720-960-8011 (Health Lodge - Monitored 24/6)

McNeilScoutRanch@Scouting.org (Monitored During Business Hours - NO Emergency or Camper Messages!)
MSRHealth@Scouting.org (Monitored During Business Hours - For all Health-Related Questions - NO Emergency or Camper Messages!)

Camper Packages/Mail
Camper Name / Troop # / Week #
McNeil Scout Ranch
22799 N. Elbert Road | P.O. Box 97
Elbert, CO 80106
**NOTE: Mail takes longer to rural areas, so please send in advance to ensure delivery while your Scout is at camp! Mail is delivered to the unit mailbox in HQ. Unit Adults must distribute mail. Mail received late will be returned to the sender.*

Your Scout's Troop Number:	
Your Scout's Adult Driver to Camp Name & Cell Phone Number:	
Your Scout's Adult On-Site Scoutmaster Name & Cell Phone Number:	
Your Scout's Adult On-Site Secondary Scoutmaster Name & Cell Phone Number:	

IN AN EMERGENCY:

- STAY HOME. DO NOT COME TO CAMP.** It is the natural instinct for parents and guardians to come to their children during an emergency. Coming to camp will block or delay first responders and camp staff in their work. Additionally, you won't be allowed to enter the camp.
- STAY INFORMED. DO NOT CALL THE CAMP.** All up-to-date information will be emailed to the parents/guardians listed in CampDoc. Additionally, information will be posted to the Camp and Council social media accounts. Do not call the camp, as that will tie up the limited phone lines available.
- BE READY.** Be prepared to follow instructions from the Scouting Colorado if needed. If applicable, this will include Reunification information.

www.ScoutingColorado.org/Dobbins

Page 12 of 25



Camp Policies and Procedures – Page 14

Tents/Cots - For a comfier stay, we recommend campers bring their own tent and cot or sleeping pad. If your unit would like canvas wall tents (7' x 9' on platforms) provided by camp, just submit your tent request form at least 11 days before arrival.

Note: Camp does not provide cots.

Important: No flames in tents.

Sleeping Arrangements - Separate sleeping arrangements are required for adult males and females, as well as youth males and females. Youth sharing tents must be no more than two years apart in age. Adults and youth may not tent together, even if they're family members. However, spouses may share tents. For full details, please refer to the Guide to Safe Scouting.

Latrines - Each campsite has either a vault latrine or flush toilets. Flush toilets are available for Scouts during mealtimes in the dining hall. Adults can use flush toilets at the shower house or in Gilwell Hall.

Showers - Warm showers are available in each campsite for Scouts, and it's recommended they shower at least every other day. Adults can use showers in the shower house or in Gilwell Hall. Each unit must create and follow a shower schedule that designates times for youth males, youth females, adult males, and adult females to ensure privacy and comfort for everyone.



Camp Policies and Procedures – Page 14

ADA Campsite and Accommodations - We have an ADA-accessible **campsite** available for those who need it. If a Scout or adult requires extra support while at camp or special accommodation, please email **Camp Director Jack Loats** before camp to discuss your needs. We're here to help make camp awesome for everyone!



Electricity at the Campsite - There is one GFCI outlet in each latrine that can be used for purposes such as CPAP machines or other essential needs. Campers must bring their own extension cords.

Supervision in Campsites - Camp Staff - To meet Colorado law, each campsite will have a camp staff member nearby for supervision. These staff members stay in **grey tents** with a light on at night so they're easy to find. If you need help after dark, just head over to the tent with the light—they're there to assist!

Supervision in Camp - Adults - At check-in, you'll receive a reflective stake —please place it outside the Scoutmaster's tent for easy identification.

While at camp, **adults are responsible** for the youth in their unit. Think of it as being “parents to all” —making sure Scouts are safe, following rules, taking medications, eating meals, and getting to activities on time.


Any adult at camp can respectfully help enforce rules. If you have concerns about a youth from another unit, please speak with their leaders or reach out to camp management.

[More information from the Guide to Safe Scouting.](#)




Policies and Procedures – Page 15

Flags and Pioneering Structures - Most campsites come with a flagpole, and units are welcome to raise Scouting-related, state, or national flags. Please avoid flags representing outside organizations, movements, brands, commercial entities, or humorous themes. Camp Management reserves the right to remove any flags that don't follow these guidelines. Units may also bring pioneering equipment to build campsite structures, as long as they follow Scouting America's safety guidelines. Camp does not provide supplies, so be sure to bring everything you need. Safety first—check your gear, plan ahead, and build smart!

Fires - Due to Elbert County's Stage II fire ban, no open fires are allowed in campsites. Propane stoves and grills are permitted for cooking.  **No flames in tents, and absolutely no fireworks of any kind.**

Campsite Trash Removal - Each day, trash will be collected from campsites during **dinner time**. Please place **tied trash bags** at the **driving entrance** to your campsite—make sure they're visible but **not blocking the road**. Put trash out before evening flags and never leave it out overnight. To keep critters away, store all trash in your troop trailer or vehicle until pickup.

Campsite Cleaning Supplies - Each unit is responsible for daily cleaning of their campsite and latrine. Camp provides all necessary supplies: brooms, hose, trash bags, disinfectant, toilet paper, paper towels, hand soap, and hand sanitizer. If you're running low or missing anything, just let your campsite host or Camp Commissioner know.  **Important:** Due to state regulations, **do not bring or use your own cleaning chemicals**. Only camp-provided supplies are allowed to ensure safety and compliance.



Policies and Procedures – Page 15

Hammocks in Camp - Please follow the Guide to Safe Scouting on hammock use in camp. Hammocks cannot be “stacked” and the lowest point on the hammock cannot be higher than three feet off the ground to prevent injuries.

Campsite Hosts - Each campsite will be assigned a Campsite Host—a camp staff member who’s your go-to resource during the week. They’ll help check your unit in and out, doing a walkthrough with the Scoutmaster and SPL to note any existing or new damage. Your host also makes sure the latrine is stocked with essentials like toilet paper, paper towels, soap, hand sanitizer, and cleaning supplies. If you’re missing anything, they’re the person to ask!

Unit Vehicles - Each unit is strongly encouraged to have at least one vehicle in camp for emergencies like hospital runs. If your unit is arriving by charter bus, camp staff will work with you—but having a vehicle on-site is highly recommended for safety and flexibility.



Ranch Rules – Page 16

Participant Requirements - All youth and adults staying at camp must be registered members of Scouting America. All adults must be current in Safeguarding Youth Training and submit proof before arrival. While at camp, everyone must follow the **Scouter Code of Conduct**, the **Guide to Safe Scouting**, and Safeguarding Youth **policies** at all times. These rules help keep camp safe, respectful, and fun for everyone!

For more info, check out the [Guide to Safe Scouting](#) and [Safeguarding Youth](#).

Uniforms and Clothing - Activity Uniforms are great for everyday camp fun! Field Uniforms are requested for evening flags, dinner, and campfire programs. All clothing must be appropriate—no references to drugs, alcohol, violence, or weapons. Clothing should be the right length and fit, as determined by your unit Scoutmaster. Closed-toed shoes are always required, except in showers or aquatic areas.

Harassment/Bullying - Scouting America has a zero-tolerance policy for any form of harassment or bullying. If you witness or experience it, please report it immediately to a Camp Management Team Member. Anyone—Scout, adult, or staff—found harassing others will be **required to leave camp with no refund**.

Language - Respect is Non-Negotiable. Verbal abuse, discriminatory or derogatory remarks, belittling, extreme sarcasm, and off-color jokes or conversations are not tolerated—from anyone, youth or adult.

Discipline and Treatment - Unit Leaders are responsible for managing discipline within their own unit. Any issues during camp will be reported directly to them. All discipline must follow the Guide to Safe Scouting. **Important:** Meals may **not** be withheld as punishment.



Ranch Rules – Page 16

Removal from Camp - Scouting Colorado reserves the right to remove anyone from Council or Scouting America property for violating camp rules, Scouting Colorado policies, SA policies, or any local, state, or federal laws. In serious cases, local law enforcement may be contacted. All decisions are **final**, and **no refunds** will be given.



Tobacco Free Environment - McNeil Scout Ranch is a tobacco-free zone under Colorado law. That means no smoking, vaping, chewing, or use of any tobacco products anywhere on camp property. Adults who wish to use tobacco must leave the property to do so. There is no smoking allowed in any area of camp—indoors or outdoors.

No Drugs or Alcohol - Illegal drugs and substances and alcohol have no place in Scouting and are not allowed on the property.

No Fires or Fireworks - Due to local fire bans, campfires and fireworks are prohibited. Propane cooking is ok. Ask your campsite host or call the camp prior to see if charcoal and propane fires will be allowed. Fire restrictions are based upon county guidelines.

No Weapons or Firearms - No weapons such as any firearms, archery equipment, or knives larger than a pocketknife are allowed at camp. All firearms and archery equipment are provided for programs - DO NOT bring your own. The SA Scouter Code of Conduct prohibits carrying concealed or unconcealed firearms.

Surveillance Cameras in Use - Please note that surveillance cameras that record audio and video are used in various areas around the ranch 24/7/365 to assist with safety and security.



Ranch Rules – Page 17

Possible Fines - Below is a list of possible fees based upon various possibilities such as damage and rule violations. Please be aware of these to avoid extra fees.


Pets and Animals - We love animals, but please leave your pets at home. **Service Animals** (as defined by the ADA) are absolutely welcome! If you're bringing a Service Animal, please let our Ranch Director, Jack Loats, know ahead of time. Emotional support animals aren't allowed at camp—thanks for understanding!

Wildlife in Camp - Camp is a wonderful place to see wildlife. Do not approach, touch or harass wildlife.

Bicycles in Camp - Campers and adults are welcome to bring bikes to camp! Please ride only on roads (no trails), wear a helmet at all times, and use lights when biking at night. Be sure to lock up your bike when you're not using it and remember—no bikes inside buildings.

Vehicles in Camp - Troop trailers can stay in campsites, but all other vehicles must be parked in the camp lot. Adults should keep their car keys handy in case of emergency. Drive slowly—10mph in busy areas and 15mph elsewhere. Do you need to use your vehicle around camp for a medical or special needs reason? Stop by the Health Lodge to request permission and sign a quick form.

Electric Vehicles in Camp - MSR can't support EV charging at this time. Please plan ahead—charging on site isn't allowed, even with adapters. Want to help us get a charging station? Let us know—we'd love your support!

Buddy System  - All campers must use the buddy system—no one should ever be alone. Please help your unit coordinate buddies for walking to and from activities. Triple buddies are great too if needed! For more info, check out the article from [Scouting Magazine](#) and the [Guide to Safe Scouting](#)

Camp Identification - Following our safety and security guidelines, all participants and visitors are required to wear a wristband while at camp. Staff will have a photo ID tag. Please help us by making sure everyone wears these wristbands and let us know if you see someone without it!



Pop Quiz #3



Can youth wear
crocs all around
camp?



Dining Hall and Food Service –

Page 17

- Meals are in the dining hall, served cafeteria style.
- Kapers – for Breakfast and Dinner, each unit must send 1 Scout for every 8 in the unit, with a minimum of two to help set up the meal 15 minutes prior.
- Lunch service is “come in the door and grab a plate”. No Kapers needed.
- Patrol cooking in the campsite is available by request. Fill out the intent to patrol cook form if interested.
- Our kitchen can accommodate most common special diets. This includes gluten free, vegetarian, vegan, dairy free and specific omissions. **Fill out the form 3 weeks before camp!**
 - We cannot accommodate Kosher or other complex diets. If this applies to you, you can bring food and store it in the kitchen. Contact us to discuss more.



Safeguarding Youth

- **It is required that all adults who attend camp have current, unexpired Safeguarding Youth training.**
- Adults will upload a copy of the Safeguarding Youth certificate AND membership card to CampDoc.
- **We are all mandatory reporters** – If you suspect child abuse or neglect at camp, notify the Camp Director immediately. They will guide you through the next steps of making a report.



True or False?

Adults attending camp only need to provide a copy of their Safeguarding Youth certificate, and nothing else?

(not including medical forms)





Medical Information – Page 21


- Safety is a top priority at McNeil Scout Ranch.
- The ranch maintains a well-stocked health lodge to provide limited medical care while you are at camp.
- The ranch also employs a team trained to respond to mental health issues while at camp.
- **In an emergency, contact the nearest staff member. We can provide care and quicker communication with local EMS.**

<u>General Health Lodge Hours</u>	<u>General Medication Administration Times</u>
Daily 8:00am to 9:30pm - “Clinic Needs” <i>(Think beyond basic first aid)</i> 9:30pm-8:00am Emergencies Only <i>(Think what you would call 911 for or go to the ER for)</i>	Morning Meds: 6:30am-8:30am Lunch Meds: 11:30am-1:00pm Dinner Meds: 5:30pm-7:30pm Bedtime Meds: 8:30pm-9:30pm <i>Meds are dispensed only at these times. Meds will not be dispensed at any other time unless the medication calls for another time.</i>
When in doubt, stop by the med lodge. The Health Staff are always happy to help. <i>(Except after 10pm, please only emergencies!)</i>	



YOUTH Medications – Page 23

- Meds for youth are dispensed by Health Staff, at the med lodge, during designated times.
- Over-the-Counter (OTC)
 - The camp provides a stock of OTC's, for free. Just stop by! It is not necessary to bring them to camp.
- Prescriptions
 - All medications must be kept and administered by the Health Team.
 - Must be in original container. (No pill organizers)
 - Emergency medications (inhaler, epi pen) can be carried, with a completed Contract to Carry form.
 - No medical marijuana or herbal supplements.



ADULT Medications

- Over-the-Counter (OTC's) are available at the health lodge, free of charge.
- You can hold on to your medications.
- **All medications must be secure. Locked in a vehicle, lockbox etc. They cannot be accessible to youth.**
- **You may NOT dispense any medications, including OTC's, to any youth.**



Emergency Procedures – Page 24

- 5 Actions you need to know.
 - **HOLD!** – Stay where you are at.
 - **SECURE!** – Situation off camp, nobody in or out. Business as usual.
 - **LOCKDOWN!** – Situation on camp, Locks, Lights, Out of Sight!
 - **EVACUATE!** – Evacuating the area, assembling in one safe location. Does not mean we are evacuating the ranch.
 - **SHELTER!** – For a hazard, using a safety strategy.

- There will be a drill and explanation, Sunday.





Camper Behavior Management

UPDATED

Camper Behavior at Camp

Unit Leaders are responsible for camper behavior, with Camp Staff available to help during activities. Leaders should chat with each other if issues come up between units.

Minor Issues

Talk privately (following Safeguarding Youth guidelines), calmly explain the behavior, and offer steps to improve. Write down alternatives, encourage the camper, and follow up if needed. No need to involve Ranch Management for minor stuff.

Major Issues

If something feels too big or uncomfortable to handle, contact Ranch Management. They may investigate, meet with parents, or dismiss campers/adults if needed.

Automatic Dismissal

Some actions will result in immediate dismissal from camp:

- Harassment
- Youth Protection violations
- Weapons possession
- Alcohol, drugs, or tobacco use
- Scouter Code of Conduct violations
- Vandalism or theft
- Serious medication policy violations



Staff Behavior



Staff Behavior

We work hard to train our staff with a strong focus on customer service and professionalism. Most of our team members are youth between the ages of 16 and 22, and while they're doing their best, sometimes things don't go perfectly. If you ever have concerns about staff behavior or actions, please report them directly to the Camp Director, Program Director or Camping Specialist. We kindly ask that you don't address staff issues with other staff members or take on the role of training or correcting them yourself. Let us know if something's not right, we're here to help and make sure it's handled appropriately.

Camp Director Jack Loats - Jack.Loats@Scouting.org or 303-648-3023

Program Director - MSRDobbinsProgram@Scouting.org or 303-648-3023

Camping Specialist (If the above two cannot be reached) John Braselton - John.Braselton@Scouting.org or 720-266-2128



Pro Tips! Page 27

- **Cell Service** – AT&T & T-Mobile is great, Verizon has limited data.
- **Wifi** – Limited wifi available for adults – **DO NOT COUNT ON OUR WIFI FOR WORK.**
- **Arriving Together** – Consider stopping in Elizabeth or Falcon to gather vehicles to arrive about the same time.
- **Troop Mailboxes** – Each unit will have a mailbox in HQ. Please check regularly for notes from staff.
- **Lost and Found** – One lost and found is maintained at HQ.
- **Charging Availability** – Outlets are available in various common spaces. Consider battery packs to help keep a charge.



Trading Post

- The camp maintains a well-stocked trading post with souvenirs and concession items.
 - Camp branded items
 - Scouting Colorado branded items
 - Camp necessities
 - Concessions
- We suggest each Scout brings \$100 for these items.
- We accept cash, credit, and contactless payments (apple pay).
- What items would you like to see in the store?





Family Night



- On Friday night, families are encouraged to come to camp for dinner and campfire.
- Tickets are \$10 each and can be purchased online ahead of time.
- **No overnight stays.**
- **No animals.**



Helpful Documents – Page 28

- Please review the helpful documents page for more information and to make your camp stay more organized.





Whitewater Rafting

- Take your unit rafting on the Wednesday free day at camp!
- \$90* (includes tip!)
 - *Retail is \$95 + tip*
- You must provide your own transportation to and from.

*Price is still being negotiated with the vendor.





Know anyone looking for a summer job?



COUNSELOR IN TRAINING PROGRAM
IT'S BACK THIS SUMMER!
MUST BE 15 YEARS OF AGE OR OLDER / LEARN HOW TO BE A GREAT CAMP STAFFER!
SIGN UP AT: WWW.ScoutingCOLORADO.org/CAMPSTAFF



Searching for
Camp Staff
Let's Help Make a Difference!
ScoutingColorado.org/camps

Come Join Us for an Adventure!

Wood Badge 5-61-26-1

“Leave It Better”

Leadership Training for Adult Scouters
April 10 – 12, 2026 AND April 18-19, 2026

@

McNeil Scout Ranch

“Try and leave this world a little better than you found it.”

– Robert Baden-Powell



Come Leave it better in big and small ways. Wood Badge is Scouting’s premier training course. It’s the ultimate leadership training experience designed to meet the leadership needs of all Cub Scout, Scouts BSA, and Older Youth Program leaders as well as Council and District leaders and Scouting Professionals. Lord Baden-Powell originally designed it so that Scouters could learn, in as practical a way as possible, the skills and methods of Scouting. The Wood Badge curriculum covers a wide range of topics, including:

- The Scouting Method
- Leadership Theory & Practice
- Teambuilding
- Communication Skills
- Program Development
- Youth Protection
- Outdoor Skills

In addition to the formal curriculum, Wood Badge also emphasizes the importance of experiential learning, reflections, and personal growth. Participants are encouraged to share their experiences and ideas, and to learn from each other. Wood Badge focuses on strengthening every volunteer’s ability to work with and lead groups of youth and adults.

Wood Badge is a challenging, but rewarding, experience that can help adult leaders become more effective in their roles. It is an investment in your own leadership development, and in the future of Scouting.

This course is offered in two parts. You must attend both weekends of the course. Cost for the course is \$350.00 per person; scholarship funds are available.

To Register, [click here](#) or scan the barcode →

For other questions, please contact
Nick Kurtz (Course Director/Scoutmaster)
shilohnick@msn.com



Contact Nick Kurtz for more
information:
Shilohnick@msn.com



Coming Soon!



- Program Guide
 - Coming by the end of the month
 - Includes our merit badge offerings
- Next Leader's Meeting
 - March 18th at 7pm



BIG ANNOUNCEMENT...



- New Schedule!
- Merit Badges will be offered for four periods in the morning.
- The afternoons will be spent as a troop doing various activities such as pool and lake time, zip line time, service projects, and extra merit badges.



NEW SCHEDULE



Activity Time Schedule

Group	Monday 2:00	Monday 4:00	Tuesday 2:00	Tuesday 4:00	Thursday 2:00	Thursday 4:00	Friday 2:00	Friday 4:00
Red	Archery	Shotgun/Rifle	Zip/Climbing	Lake	Pool	Grab Bag	Open	Service Project
Orange	Shotgun/Rifle	Zip/Climbing	Lake	Pool	Grab Bag	Open	Service Project	Archery
Yellow	Zip/Climbing	Lake	Pool	Grab Bag	Open	Service Project	Archery	Shotgun/Rifle
Green	Lake	Pool	Grab Bag	Open	Service Project	Archery	Shotgun/Rifle	Zip/Climbing
Blue	Pool	Grab Bag	Open	Service Project	Archery	Shotgun/Rifle	Zip/Climbing	Lake
Purple	Grab Bag	Open	Service Project	Archery	Shotgun/Rifle	Zip/Climbing	Lake	Pool
Silver	Open	Service Project	Archery	Shotgun/Rifle	Zip/Climbing	Lake	Pool	Grab Bag
Gold	Service Project	Archery	Shotgun/Rifle	Zip/Climbing	Lake	Pool	Grab Bag	Open

Archery – Spend time at the archery range and learn the timeless skill of archery or participate in tomahawks or sporting arrows. (The group must do the same activity(ies), all activities will not be open at the same time.)

Rifle or Shotgun Range – Spend time at the rifle or shotgun range and spend some time shooting safely. **Extra fee, \$10, to shoot. Purchase tickets at the Trading Post or HQ.*

Swimming at the Pool – Take a refreshing dip in the pool. Challenge each other to basketball, the rock wall or go down the slide! Don't want to swim? Enjoy some yard games on the turf! **Swim test required to go in the pool.*

Grab Bag – Visit select lodges to earn merit badges, awards, or fun activities.

Lake – Boat and paddle in the serene waters of Silver Lake, just enjoy the sun, or play on the beach. **Swim test required to go in the lake.*

Open – An open period for your imagination. You may not visit any program areas, as they are reserved for other troops. Visit the Trading Post, go on a horse ride (*extra fee and reservation required*), or have campsite activity time.

Service Project - Complete a service project around camp! The camp maintains a list of service projects available to do. During your time, you will be assigned a service project in which the camp has materials and staff to help facilitate. Let us know if there is a specific project you would like to do around camp! Let the Commissioner know in advance if your group would like to do something specific. This could be a project in your campsite or around camp!

Zip/Climb – Spend time using the zip line and the climbing tower!



Pop Quiz #5

What would you like to see for evening activities?

Structured activities, camp-wide activities, open areas, free time, troop time etc?



BONUS ANNOUNCEMENT!



The Program Guide will be available on the website after this meeting.

It's still subject to change.



Contact Us! Questions?

www.ScoutingColorado.org/Dobbins

General McNeilScoutRanch@Scouting.org

Health Team MSRHealth@Scouting.org

Camp Director Jack.Loats@Scouting.org

Program Team MSRDobbinsProgram@Scouting.org

Camping Specialist John.Braselton@Scouting.org

Registration Krista.Katsirebas@Scouting.org

Provide feedback on this meeting →

