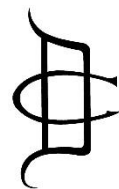


Camp Cris Dobbins

McNeil Scout Ranch at Peaceful Valley



2026 Leader's Guide - Scouts BSA



Updated 2/13/26 (Revisions: Contact Information, Check In Process, Waivers Added to CampDoc, Packing List)



Welcome!

Thank you for choosing Camp Cris Dobbins, a Scouting Colorado camp, for your 2026 summer camp experience. This Leader's Guide will outline all the logistical aspects of your summer camp experience. The Program Guide, a separate guide, will outline the program specific information such as merit badges and other activities. If you have any questions about camp, please do not hesitate to contact any member of the Camp Management Team.

Camp Management Team Information:

Jack Loats Ranch and Camp Director Jack.Loats@scouting.org	Amanda Potter Program Director MSRDobbinsProgram@scouting.org	Hunter Heth & Kyler Groutas Asst. Program Directors MSRDobbinsProgram@scouting.org
John Braselton Camping Specialist John.Braselton@scouting.org	Krista Katsirebas Program Team Admin. Asst. Registrations Krista.Katsirebas@Scouting.org	Medical Team For Medical Questions MSRHealth@scouting.org

Welcome from the Ranch Director!

Unit Leaders,

Welcome to summer 2026—we're thrilled to have your unit joining us at McNeil Scout Ranch (MSR)! Our staff is fired up and ready to make this season unforgettable, and we hope you're just as excited. Around here, we aim to be the highlight of your unit's year, the kind of experience Scouts talk about for months afterward.

This summer, MSR is guided by seven core principles: **Safety, Mission, Guest Service, Excellence, Ownership, Innovation, and Integrity**. These aren't just buzzwords; they're the heart of everything we do.

Let's start with **Safety**, because it's always our top priority. When Scouts and Leaders feel safe, they can truly dive into the adventure and growth camp offers. We back this up by earning the **Scouting America Accreditation** every summer, which means our facilities are up to standard and our staff is trained to the max.

Our **Mission** is simple: give every Scout a memorable, challenging outdoor experience. MSR is all about enriching the Scouting journey with leadership opportunities, hands-on learning, and a whole lot of fun. Whether it's a first-year camper discovering the magic of camp or a seasoned Scout finding new challenges, we're here to make sure everyone leaves with something to smile about—and maybe even count down the days until next summer.

Guest Service is a big deal for us. We've got a proud tradition of going above and beyond to make your week smooth, fun, and stress-free. Our staff is here for you—from the moment you start planning your trip, through your time at camp, and even after you head home with great memories.

And this year, we're leaning especially into **Innovation**. To us, that means honoring the traditions that make camp special while also finding fresh, creative ways to deliver adventure. Whether it's new program elements, improved resources for leaders, or unique twists on classic camp favorites, we're always looking ahead to make MSR better for Scouts and units year after year.

Finally, **Excellence, Ownership, and Integrity** round out our Guiding Principles. These values shape our camp culture. We train our staff from day one to live them out, and we hope you'll see them in action all week long. We take pride in our camp, in our work, and in doing things the right way.

There's so much to look forward to this summer, and we're genuinely excited to have you be part of it. This Adult Leader Guide is here to help you get your unit prepped and pumped for an awesome week at MSR.

See you at camp!

Jack Loats Ranch and Camp Director / Jack.Loats@Scouting.org



Guiding Principles of McNeil Scout Ranch

Scouting America Mission Statement

The mission of Scouting America is to prepare young people to make ethical and moral choices over their lifetimes by instilling in them the values of the Scout Oath and Law.

Scouting America Vision Statement

Scouting America will prepare every eligible youth in America to become responsible, participating citizen and leader who is guided by the Scout Oath and Law.

Scouting Colorado Camping Department Mission Statement

The mission of Scouting Colorado summer camping program is to provide each Scout with a memorable and challenging outdoor experience. Scouting Colorado camps enrich the fundamentals of Scouting through unique opportunities for leadership and educational growth.

McNeil Scout Ranch Guiding Principals

Safety - Mission - Guest Service - Excellence - Ownership - Innovation - Integrity

Scout Oath

On my honor, I will do my best, to do my duty to God and my country, and to obey the Scout Law; to help other people at all times; to keep myself physically strong, mentally awake, and morally straight.

Scout Law

A Scout is: Trustworthy, Loyal, Helpful, Friendly, Courteous, Kind, Obedient, Cheerful, Thrifty, Brave, Clean and Reverent.

Scouting 10 Essentials

First Aid Kit - Extra Clothing - Rain Gear - Water - Flashlight - Trail Food - Sun Protection - Map & Compass - Pocket Knife*

**At Scoutmaster discretion - In addition, Adult Leaders should carry car keys, wallet, cell phone and their medication.*

All participants and staff at McNeil Scout Ranch are expected to follow these guiding principles during their time at camp. 10 essentials must be in possession of all campers, at all times to *Be Prepared* in case of an emergency.



Table of Contents

Welcome!	2
Guiding Principles of McNeil Scout Ranch	3
Summer Camp Preparation Timeline	5
Information and History of McNeil Scout Ranch	7
Payment Information	8
Paperwork Checklist	10
Pre-Camp Informational Meetings	11
Text Message Alerts Before and During Camp	11
Check-In Process	12
Parent’s Camp Information Page - Provide this page to Parents!	13
Camp Policies and Procedures	14
Campsite Rules and Accommodations	14
Camp and Ranch Rules and Regulations	16
Dining and Food Service	18
Safeguarding Youth and Mandatory Reporting	20
Medical Information	21
Medications for Youth and Adults	23
Emergency Procedures	24
Camper Behavior Management	25
Staff Behavior	25
Trading Post	26
Family Night	26
Visitors In Camp	26
Camp Cris Dobbins Pro Tips	27
Helpful Documents and Links	28



Summer Camp Preparation Timeline

JANUARY:

- January 1st - 20% of Registration Due.

FEBRUARY:

- February 1st - 40% of Registration Due.
- If possible, complete unit swim checks at the unit level. Complete the form.
- Review Leader's Guide.
- Sign up leaders that are **planning camp** for text message alerts.

MARCH:

- March 1st - 60% of Registration Due.
- Through Black Pug, click the "Send to CampDoc" button for each participant.
- Review Program Guide.
- Provide program (merit badges & classes) information from the Program Guide to Scouts. Collect their 1st, 2nd and 3rd choices for each merit badge period.
- If possible, complete unit swim checks at the unit level. Complete the form.

APRIL:

- April 1st - 80% of Registration Due.
- Check the completion status of medical forms in CampDoc. Contact those that are deficient.
- See if anyone in your unit is interested in white water rafting. Sign them up if they want to participate.
- Register for merit badges.
- If possible, complete unit swim checks at the unit level. Complete the form.
- Inform campers that have special diets to submit the form online through CampDoc.
- If applicable, complete Campership Application(s).

MAY:

- May 1st - Balance of Registration Due.
- May 1st - Patrol Cooking intent is Due.
- Audit registrations. Notify the Council of any cancellations to avoid fees.
- Check the completion status of medical forms in CampDoc. Contact those that are deficient.
- Inform/remind parents of medication and OTC policies.
- Audit the list of participants in CampDoc - notify the Camping Admin if participants need to be added or removed.
- Inform those needing additional permission forms to complete them in CampDoc. (Rafting, Cowboy Action, NLRA and ATV's).
- Supply packing lists and information to campers.
- Collect a list of those that will provide their own tents, and how many tents are needed from the camp
- If possible, complete unit swim checks at the unit level. Complete the form.
- Inform families of Family Night and seek interest.



2 WEEKS BEFORE CAMP:

- Check the completion status of medical forms in [CampDoc](#). Contact those that are deficient.
- Notify participants in your unit on information to carpool to camp.
- Collect any remaining permission forms that were not completed in CampDoc.
- Inform campers of camp rules and policies from Leader's Guide.
- Inform campers of program information and activities from Program Guide and [ScoutingColorado.org/Dobbins](#).
- Sign up all **adult leaders attending** camp for [text-message alerts](#).
- Patrol Cooking Final Numbers form due. (If applicable).
- Submit your unit's camp-provided tent requests [here](#).
- Remind parents of youth medication and OTC policies.

11 DAYS BEFORE CAMP:

- All medical forms for all participants in your unit are due.
- Camp-Provided Tent Requests are due. [Click here for the form](#).
- Attend the 11-day meeting to get last-minute information about camp.

1 WEEK BEFORE CAMP:

- Complete the [Unit Check-In and Seatbelt Inventory form](#). Bring to camp.
- Collect a completed Family Night visitor count for your unit. Provide families with the online [link](#) to buy tickets. Bring final numbers to check-in.

DAY BEFORE CAMP:

- Ensure you have completed permission forms, [Unit Check-In Roster](#) and Swim Classification Record (if applicable).

ARRIVAL TO CAMP:

- Prior to departure, collect all youth medications including OTC's to provide at check-in.
- Check into camp with your permission forms, Unit Roster and any other forms you have.



Information and History of McNeil Scout Ranch

For thousands of years, the Arapaho and Kiowa Indians inhabited the land now known as McNeil Scout Ranch at Peaceful Valley. In the late 1800's, the Native Americans were forced from their ancestral lands by European settlers.

In the 1950's, the Scouting movement was expanding rapidly, along with the nation's postwar population. The Council's existing Camp Tahosa was too small to support the future needs of the Denver area, and the search for a replacement began. In 1961, the Council purchased the 2,500-acre Peaceful Valley Ranch from the Abrahamson family.

Initial construction of Scout facilities took place in 1961-1963. Some of the old ranch buildings and equipment were removed and roads were opened. The brown lodge buildings we use today were constructed from kits. In 1965, Peaceful Valley Scout Ranch opened to campers. Tahosa was still the Council's main camp, so activity and expansion were limited to unit camping and a very small summer operation.

The first "real" summer camp took place in 1981 -- four weeks of camp, and a total of 480 campers! Food was prepared at the ranch house, which had become the ranger's home, and delivered to camp. Campers ate in a tent and got their meals from a counter located in what is now the Jackson QM (named in honor of Sam Jackson and his wife, Edna, the first ranch rangers and operators of that early camp). Camp was great, and the drive to expand had started!

In 1983 -1984, a 19 acre lake, at the site of a flood control dam, was dedicated to Harold Silver, a past council president. The current William R. Kephart Dining Hall opened in 1986 (and was renovated in 2019). Mr. Kephart was Scout Executive in that period, and was a major force behind the expansion of PV. The original camp facilities were renamed in honor of Cris Dobbins, who was a major contributor for the expansion. He had been successful in the energy business. On his death in 1987, he left a major endowment fund to the Council, with the stipulation that its income be used only for camp maintenance.


During the late 1980s, development of what is now Camp Dietler began. The camp opened as Camp Colorado in 1990. It was renamed Camp Cortlandt Dietler in 1993. As the Council grew, the need arose for a dedicated Cub Scout camping facility. Planning began for development of a new camp on the west side of the ranch. Initial construction took place during 1992-1993. The facility opened as Camp Adventure in the summer of 1994. In 1996, shortly before his death, it was renamed for Bob Magness, a very successful Denver cable television operator.

Development continued at Dobbins, also. In the late 1990s, the Travis Shooting Sports facility was developed. The Gates family provided funding for a new swimming pool, which opened in the summer of 2000, to replace the pool built with their earlier gift. In 2004, about 670 additional acres were purchased with a gift from the Gates Foundation to provide for future expansion. In 2006, the first programs at the Gates Outpost Camp were introduced as part of the Camp Dobbins program.

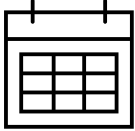
Peaceful Valley remains a working ranch. Approximately 1,000 acres are set aside for crops and cattle. The rancher runs about 70 cow-calf pairs on the land. The "cash crops" of alfalfa, wheat, and oats are used to feed ranch livestock, as well as for sale. Income from the ranching operation helps provide for ranch maintenance and operation.

In 2021, Peaceful Valley Scout Ranch was renamed McNeil Scout Ranch at Peaceful Valley in honor of Charles S. McNeil, Council President from 2017-2019 for his generous contributions to Scouting in the Denver area.

A full history of McNeil Scout Ranch can be found at www.ScoutingColorado.org/Dobbins.



Payment Information



Camp Reservation - Non- Refundable \$250 Fee for the Whole Unit (To hold the unit's reservation.)	Use this column to write what your unit owes to help keep track!
January 1st - 20% of Total Registration Due	
February 1st - 40% of Total Registration Due	
March 1st - 60% of Total Registration Due	
April 1st -80% of Total Registration Due	
May 1st - Balance of Total Registration Due	

Youth Participant Cost

\$485 until October 31 / \$500 until March 30, 2026 / \$525 after April 1, 2026

Adult Participant Total Cost - \$250 | \$250 Until Registration Fee

(Standard cost per participant. Does not include any promotions, discounts or camperships.)

Cancellations & Refunds

CAMP RESERVATIONS: Units should finalize camp reservations by April 15 of the current year.

All Refunds should be requested by the unit's Scoutmaster or committee chair and will be refunded to the unit's account. Individual families should not be requesting a refund for summer camp.

Unit Cancellation Policy:

The \$250.00 Unit Reservation Fee is non-refundable and will be forfeited for all cancelled unit reservations.

- April 30 to date of arrival: Unit Reservation Fee of \$250 and 100% of camper/leader fees will be forfeited.
- April 15 to 29: Unit Reservation Fee of \$250 and 75% of camper/leader fees will be forfeited.
- March 15 to April 14: Unit Reservation Fee of \$250 and 10% of camper/leader fees will be forfeited.

Unit Cancellations before March 15 will forfeit the \$250 unit reservation fee.

NOTE: Units should finalize their reservations by April 15. Units dropping more than 5 scouts after April 15 may be assessed a \$50.00 per person cancellation fee.

Scouting Colorado will refund 100% of paid camp fees if the camp cannot operate due to local, state, or federal policy.

Individual Cancellation Policy:

All Refunds should be requested by the unit's Scoutmaster or committee chair and will be refunded to the unit's account. Individual families should not be requesting a refund for summer camp.

Individual Camper Fee's will be refunded, with appropriate documentation.

- Individual or immediate family members is affected by a communicable disease such as COVID-19.
- A severe medical issue that would make attending camp difficult or impossible, such as a broken bone or hospitalization.
- Catastrophic Family Emergency or death in the immediate family.

Individual Scouts needing refunds should request them through their unit and will be allocated as follows. Units may substitute Scouts and Leaders and not forfeit fees paid.

- April 30 to date of arrival: 100% of camper/leader fees will be forfeited.
- April 15 to 29 Days before arrival: Unit Reservation Fee of \$250 and 75% of camper/leader fees will be forfeited.
- March 15 to April 14: 10% of camper/leader fees will be forfeited.

NOTE:

If a Scout becomes ill while attending camp and is sent home by the camp medical staff, the Scout will be entitled to a pro-rated refund-based days on the property.

If a Scout/Leader is asked to leave for discipline reasons no refunds will be made.



Camperships

Scouting Colorado strongly believes “no youth shall be denied a program experience because of lack of funds.” **However, every effort must be made by applicants to “earn their own way.”** Camperships are available to Scouting Colorado registered youth to attend summer camp and other select programs. Camperships are awarded up to 25% of the activity fee. The Campership form and more information can be found at www.ScoutingColorado.org/Dobbins and must be submitted 30 days in advance of the event. No funds will be granted after the event. The Campership program is available for Scouting Colorado registered Scouts only.

Camp Cards

Scouting Colorado Scouts are encouraged to sell Camp Cards to raise funds to attend summer camp. [More information.](#)

SUPER TROOP - Provisional Scout Program

It’s back! Do you have individual Scouts that cannot attend summer camp with your unit? Do you have Scouts that are not interested in going to the camp your unit is going to? Do you have Scouts that want to fill their summer with Scouting? Then Super Troop is for them!

Super Troop is a provisional Scout program - meaning you can send individual Scouts without unit supervision and without their troop. Super Troop Scouts will be supervised by Camp Staff and combined into a “troop” with other provisional Scouts while at camp!

Available all six weeks of camp! Limit of 20 Scouts per week.

More information coming soon.





Paperwork Checklist



Below is a list of required paperwork. Medical forms are through CampDoc, our secure online system for managing medical forms. CampDoc combines SA and State of Colorado forms for easier use. **All medical forms must be submitted through CampDoc prior to camp.** Paper forms may be allowed on a case-by-case basis. Please email MSRHealth@Scouting.org to discuss your circumstances.

CAMP DOC IS NOT AVAILABLE UNTIL MARCH. UNITS WILL BE NOTIFIED WHEN IT IS AVAILABLE.

Youth Camper Checklist

- ✓ SA Medical Form Parts A & B (Built In To CampDoc)
- ✓ SA Medical Form Part C - Physical Evaluation **within 1 year** (Print, Fill Out & Sign, Scan to CampDoc)
 - *The physical must be within one year and cannot “expire” during camp. No exceptions.*
- ✓ Copy of Insurance Card (front and back) (Upload photo or scan to CampDoc)
 - *For Tri-Care please submit a Proof of Coverage letter.*
- ✓ Colorado Addendum: Immunizations (Print or Download, Fill Out, Scan to CampDoc)
- ✓ Colorado Addendum: Additional Information (Built Into CampDoc)
- ✓ Colorado Addendum: Contract to Carry (only for youth carrying emergency meds)
- ✓ Special Diet Request Form - If applicable
- ✓ Cowboy Action, Next Level Range Adventure, ATV’s and Rafting Waivers - If applicable

Adult Camper Checklist

- ✓ SA Medical Form Parts A & B (Built Into CampDoc)
- ✓ SA Medical Form Part C - Physical Evaluation **within 1 year** (Print, Fill Out & Sign, Scan to CampDoc)
 - *The physical must be within one year and cannot “expire” during camp. No exceptions.*
- ✓ Copy of Insurance Card (front and back) (Upload photo or scan to CampDoc)
 - *For Tri-Care please submit a Proof of Coverage letter.*
- ✓ Youth Protection Training Certificate - Upload to CampDoc
- ✓ Scouting America Membership verification - Upload to CampDoc
- ✓ Special Diet Request Form - If applicable
- ✓ Cowboy Action and Rafting Waivers - If applicable

Whole Unit Checklist (Bring this to Check-In on the First Day of Camp)

- ✓ Swim Classification Record (if completed before camp)
- ✓ Unit Arrival Roster and Seatbelt Inventory (can be completed at check-in)
- ✓ Check made out to the Greater Colorado Council for any unpaid registration fees
- ✓ Family Night visitor count

ALL PAPERWORK FOR INDIVIDUALS IS DUE 11-DAYS PRIOR TO ARRIVAL. NO EXCEPTIONS.

ALL MEDICAL FORMS ARE ONLINE THROUGH CAMPDOC.





Pre-Camp Informational Meetings

Prior to camp, the Camp Management Team is always available by email to answer any questions you have. In addition, the following meetings are tentatively scheduled to provide information and answer questions. All dates and times are subject to change.

February 18, 2026 - 7:00pm via Zoom. [Register here.](#)

March 18, 2026 - 7:00pm via Zoom. [Register here.](#)

April 22, 2026 - 7:00pm via Zoom. [Register here.](#)



11-Day Meetings

11 days prior to your week at camp, you can meet virtually with the Camp Director to get last-minute information and answer any last-minute questions. These meetings are conducted virtually, via Zoom. Mark your calendar for the date for your week!

Week 1 - June 7-13	Wednesday, May 27 at 7pm	Link	<i>All dates and times are subject to change and will only be communicated to the camp contact for each unit for each week via email.</i>
Week 2 - June 14-20	Wednesday, June 3 at 7pm	Link	
Week 3 - June 21-27	Wednesday, June 10 at 7pm	Link	
Week 4 - June 28-July 4	Wednesday, June 17 at 7pm	Link	
Week 5 - July 5-11	Wednesday, June 24 at 7pm	Link	
Week 6 - July 12-18	Wednesday, July 1 at 7pm	Link	

Text Message Alerts Before and During Camp

Stay in the Loop with MSR Text Alerts!

McNeil Scout Ranch offers a handy messaging service just for adult leaders. By opting in, you'll get helpful reminders and updates before camp even begins. Once you're at camp, this service becomes your go-to for real-time updates, schedule changes, and important announcements. In case of emergencies, it's also how we'll keep you informed quickly and clearly. It's easy, it's useful, and it helps make your week at MSR run smoother than a canoe on calm water!

Only adults that will be **ATTENDING** camp can sign up for these. Please, no parents not attending camp.

To sign up, text the code below (including the '@') to 81010.

Week 1: @DOBW1 Week 2: @DOBW2

Week 3: @DOBW3

Week 4: @DOBW4

Week 5: @DOBW5

Week 6: @DOBW6

*Standard messaging rates apply.



Check-In Process

We will be using staggered arrival times. Please plan to arrive at camp during your check-in time. If you arrive early, we will not be able to check you in.

Creede, Santa Fe, Sedalia, Victor, Amarillo, Dodge, Wichita, Deadwood, Stillwater	1:00pm
Ogallala, Abilene, El Paso, Raton, Cripple Creek, Laredo, Billings	2:00pm

Please do your best to have all vehicles in your unit arrive at the same time.

Once in the parking lot:

- First things first—park all your vehicles.
- Load all your gear into **one** vehicle (plus a trailer if you've got one). Only **one** vehicle is allowed to drive to the campsite, so pack smart!
- **Separate YOUTH medications, and have ready to check in. If you are completing swim checks, grab your suit and towel!**
- While gear is being loaded, the **Unit Leader and SPL** should head over to **Headquarters** to check in and meet your campsite host.
 - If any drivers need a **Special Needs Driving Permit**, they can drive up to the health lodge to obtain a permit.

Once you're checked in and your gear is packed into one vehicle, your campsite host will take you to a special spot for your unit photo—smiles encouraged!

After your picture-perfect moment, you'll begin the camp tour. You will receive a dining hall orientation, complete medical check in and swim checks if applicable. After the check-in process is complete you will set up your campsite!

Check Out Process

At 6:00 AM - Your campsite host arrives. Time to pack up! From 7:00-9:00 AM - Grab a light continental breakfast. After breakfast, head to Headquarters to check out, pick up medications, and don't forget to stop by the Trading Post for last-minute goodies! Thanks for camping with us, safe travels home!



22799 N. Elbert Road, Box 97, Elbert, CO 80106

NOTE: Some GPS units will not take you to the correct place once you are near the ranch.

From Denver

Take I-25 South to Exit 184 - Founders Pkwy
 Turn Left on to Founders Pkwy
 Take Founders Pkwy to Hwy 86 and Turn Left
 Follow Highway through Franktown and Elizabeth
 After Elizabeth, on the Right just before Kiowa will be North Elbert Road - Turn Right
 Continue through the Town of Elbert
 After the town, MSR will be on the left side
 Go to the 2nd Entrance - Not the barn!

From Colorado Springs

Take Highway US 24 Northeast out of CO Spgs
 Take US 24 through Falcon
 After Falcon, turn Left on to North Elbert Road
 Take North Elbert Road to MSR
 Turn Right at the First Entrance

Parent’s Camp Information Page - Provide this page to Parents!



22799 N. Elbert Road, Elbert, CO 80106

NOTE: Some GPS units will not take you to the correct place once you are near the ranch.

Camp Contact Information



303-648-3023 (Main Line, General Questions and Needs - No Camper Messages!)

720-960-8011 (Health Lodge - Monitored 24/6)



McNeilScoutRanch@Scouting.org (Monitored During Business Hours - NO Emergency or Camper Messages!)

MSRHealth@Scouting.org (Monitored During Business Hours - For all Health-Related Questions - NO Emergency or Camper Messages!)



Camper Packages/Mail

Camper Name / Troop # / Week #
 McNeil Scout Ranch
 22799 N. Elbert Road | P.O. Box 97
 Elbert, CO 80106

****NOTE:** Mail takes longer to rural areas, so please send in advance to ensure delivery while your Scout is at camp! Mail is delivered to the unit mailbox in HQ. Unit Adults must distribute mail. Mail received late will be returned to the sender.



Your Scout’s Troop Number:	
Your Scout’s Adult Driver to Camp Name & Cell Phone Number:	
Your Scout’s Adult On-Site Scoutmaster Name & Cell Phone Number:	
Your Scout’s Adult On-Site Secondary Scoutmaster Name & Cell Phone Number:	

IN AN EMERGENCY:



STAY HOME. DO NOT COME TO CAMP. It is the natural instinct for parents and guardians to come to their children during an emergency. Coming to camp will block or delay first responders and camp staff in their work. Additionally, you won’t be allowed to enter the camp.



STAY INFORMED. DO NOT CALL THE CAMP. All up-to-date information will be emailed to the parents/guardians listed in CampDoc. Additionally, information will be posted to the Camp and Council social media accounts. Do not call the camp, as that will tie up the limited phone lines available.



BE READY. Be prepared to follow instructions from Scouting Colorado if needed. If applicable, this will include Reunification information.



Camp Policies and Procedures

Campsite Rules and Accommodations

Tents/Cots - For a comfier stay, we recommend campers bring their own tent and cot or sleeping pad. If your unit would like canvas wall tents (7' x 9' on platforms) provided by camp, just submit your [tent request form](#) at least 11 days before arrival.

Note: Camp does not provide cots.

Important: No flames in tents.

Sleeping Arrangements - Separate sleeping arrangements are required for adult males and females, as well as youth males and females. Youth sharing tents must be no more than two years apart in age. Adults and youth may not tent together, even if they're family members. However, spouses may share tents. For full details, please refer to the [Guide to Safe Scouting](#).

Latrines - Each campsite has either a vault latrine or flush toilets. Flush toilets are available for Scouts during mealtimes in the dining hall. Adults can use flush toilets at the shower house or in Gilwell Hall.

Showers - Warm showers are available in each campsite for Scouts, and it's recommended they shower at least every other day. Adults can use showers in the shower house or in Gilwell Hall. Each unit must create and follow a shower schedule that designates times for youth males, youth females, adult males, and adult females to ensure privacy and comfort for everyone.

ADA Campsite and Accommodations - We have an ADA-accessible campsite available for those who need it. If a Scout or adult requires extra support while at camp or special accommodation, please email **Camp Director Jack Loats** before camp to discuss your needs. We're here to help make camp awesome for everyone!



Electricity at the Campsite - There is one GFCI outlet in each latrine that can be used for purposes such as CPAP machines or other essential needs. Campers must bring their own extension cords.

Supervision in Campsites - Camp Staff - To meet Colorado law, each campsite will have a camp staff member nearby for supervision. These staff members stay in **grey tents** with a light on at night so they're easy to find. If you need help after dark, just head over to the tent with the light—they're there to assist!

Supervision in Camp - Adults - At check-in, you'll receive a reflective stake —please place it outside the **Scoutmaster's tent** for easy identification.

While at camp, **adults are responsible** for the youth in their unit. Think of it as being “parents to all” —making sure Scouts are safe, following rules, taking medications, eating meals, and getting to activities on time.

Any adult at camp can respectfully help enforce rules. If you have concerns about a youth from another unit, please speak with their leaders or reach out to camp management.

[More information from the Guide to Safe Scouting.](#)



Flags and Pioneering Structures - Most campsites come with a flagpole, and units are welcome to raise Scouting-related, state, or national flags. Please avoid flags representing outside organizations, movements, brands, commercial entities, or humorous themes. Camp Management reserves the right to remove any flags that don't follow these guidelines. Units may also bring pioneering equipment to build campsite structures, as long as they follow Scouting America's safety guidelines. Camp does not provide supplies, so be sure to bring everything you need. Safety first—check your gear, plan ahead, and build smart!

Fires - Due to Elbert County's **Stage II fire ban**, **no open fires** are allowed in campsites. **Propane stoves and grills** are permitted for cooking. **⊘ No flames in tents, and absolutely no fireworks of any kind.**



Campsite Trash Removal - Each day, trash will be collected from campsites during **dinner time**. Please place **tied trash bags** at the **driving entrance** to your campsite—make sure they're visible but **not blocking the road**. Put trash out before evening flags and never leave it out overnight. To keep critters away, store all trash in your troop trailer or vehicle until pickup.

Campsite Cleaning Supplies - Each unit is responsible for **daily cleaning** of their campsite and latrine. Camp provides all necessary supplies: brooms, hose, trash bags, disinfectant, toilet paper, paper towels, hand soap, and hand sanitizer. If you're running low or missing anything, just let your campsite host or Camp Commissioner know. **⚠ Important:** Due to state regulations, **do not bring or use your own cleaning chemicals**. Only camp-provided supplies are allowed to ensure safety and compliance.

Hammocks in Camp - Please follow the Guide to Safe Scouting on hammock use in camp. Hammocks cannot be "stacked" and the lowest point on the hammock cannot be higher than three feet off the ground to prevent injuries.

Campsite Hosts - Each campsite will be assigned a Campsite Host—a camp staff member who's your go-to resource during the week. They'll help check your unit in and out, doing a walkthrough with the Scoutmaster and SPL to note any existing or new damage. Your host also makes sure the latrine is stocked with essentials like toilet paper, paper towels, soap, hand sanitizer, and cleaning supplies. If you're missing anything, they're the person to ask!

Unit Vehicles - Each unit is strongly encouraged to have at least one vehicle in camp for emergencies like hospital runs. If your unit is arriving by charter bus, camp staff will work with you—but having a vehicle on-site is highly recommended for safety and flexibility.



Camp and Ranch Rules and Regulations

Participant Requirements - All youth and adults staying at camp must be registered members of Scouting America. All adults must be current in Safeguarding Youth Training and submit proof before arrival. While at camp, everyone must follow the **Scouter Code of Conduct**, the **Guide to Safe Scouting**, and Safeguarding Youth policies at all times. These rules help keep camp safe, respectful, and fun for everyone!

For more info, check out the [Guide to Safe Scouting](#) and [Safeguarding Youth](#).

Uniforms and Clothing - **Activity Uniforms** are great for everyday camp fun! **Field Uniforms** are requested for evening flags, dinner, and campfire programs. All clothing must be appropriate—no references to drugs, alcohol, violence, or weapons. Clothing should be the right length and fit, as determined by your **unit Scoutmaster**. **Closed-toed shoes** are always required, except in showers or aquatic areas.

Harassment/Bullying - Scouting America has a **zero-tolerance policy** for any form of harassment or bullying. If you witness or experience it, please report it immediately to a **Camp Management Team Member**. Anyone—Scout, adult, or staff—found harassing others will be **required to leave camp with no refund**.

Language - Respect is Non-Negotiable. Verbal abuse, discriminatory or derogatory remarks, belittling, extreme sarcasm, and off-color jokes or conversations are not tolerated—from anyone, youth or adult.

Discipline and Treatment - Unit Leaders are responsible for managing discipline within their own unit. Any issues during camp will be reported directly to them. All discipline must follow the **Guide to Safe Scouting**. **Important:** Meals may **not** be withheld as punishment.

Removal from Camp - Scouting Colorado reserves the right to remove anyone from Council or Scouting America property for violating camp rules, Scouting Colorado policies, SA policies, or any local, state, or federal laws. In serious cases, local law enforcement may be contacted. All decisions are **final**, and **no refunds** will be given.



Tobacco Free Environment - McNeil Scout Ranch is a **tobacco-free zone** under Colorado law. That means no smoking, vaping, chewing, or use of any tobacco products anywhere on camp property. Adults who wish to use tobacco must leave the property to do so. There is no smoking allowed in any area of camp—indoors or outdoors.

No Drugs or Alcohol - Illegal drugs and substances and alcohol have no place in Scouting and are not allowed on the property.

No Fires or Fireworks - Due to local fire bans, campfires and fireworks are prohibited. Propane cooking is ok. Ask your campsite host or call the camp prior to see if charcoal and propane fires will be allowed. Fire restrictions are based upon county guidelines.

No Weapons or Firearms - No weapons such as any firearms, archery equipment, or knives larger than a pocketknife are allowed at camp. All firearms and archery equipment are provided for programs - **DO NOT** bring your own. The SA Scouter Code of Conduct prohibits carrying concealed or unconcealed firearms.

Surveillance Cameras in Use - Please note that surveillance cameras that record audio and video are used in various areas around the ranch 24/7/365 to assist with safety and security.



Possible Fines - Below is a list of possible fees based upon various possibilities such as damage and rule violations. Please be aware of these to avoid extra fees.

- Tents - Rips, tears, writing on canvas - \$10/inch
- Tents - Board damage - \$10-\$25
- Tents - Platform full replacement - \$200
- Fire Extinguisher - Unnecessarily discharged - \$50
- Trash in Pit Toilets - \$50 per toilet
- Missing Items from Campsite (brooms, hose, cleaning supplies etc) - *price determined by item missing*
- Parking Violation - \$50 per ticket
- Extension Cord Rental - \$50 per cord/per week
- Program Equipment - *price determined by damage*
- Personal Property - *price determined by damage*
- Damage to other camp property - *price determined by damage*

***All fines issued, and amounts issued are at the discretion of the Camping Management Team.*

Pets and Animals - We love animals, but please leave your pets at home. **Service Animals** (as defined by the ADA) are absolutely welcome! If you're bringing a Service Animal, please let our Ranch Director, Jack Loats, know ahead of time. Emotional support animals aren't allowed at camp—thanks for understanding!

Wildlife in Camp - Camp is a wonderful place to see wildlife. Do not approach, touch or harass wildlife.

Bicycles in Camp - Campers and adults are welcome to bring bikes to camp! Please ride only on roads (no trails), wear a helmet at all times, and use lights when biking at night. Be sure to lock up your bike when you're not using it and remember—no bikes inside buildings.

Vehicles in Camp - Troop trailers can stay in campsites, but all other vehicles must be parked in the camp lot. Adults should keep their car keys handy in case of emergency. Drive slowly—10mph in busy areas and 15mph elsewhere. Do you need to use your vehicle around camp for a medical or special needs reason? Stop by the Health Lodge to request permission and sign a quick form.

Electric Vehicles in Camp - MSR can't support EV charging at this time. Please plan ahead—charging on site isn't allowed, even with adapters. Want to help us get a charging station? Let us know—we'd love your support!

Buddy System 🧑 🧑 - All campers must use the buddy system—no one should ever be alone. Please help your unit coordinate buddies for walking to and from activities. Triple buddies are great too if needed! For more info, check out the article from [Scouting Magazine](#) and the [Guide to Safe Scouting](#)

Camp Identification - Following our safety and security guidelines, all participants and visitors are required to wear a wristband while at camp. Staff will have a photo ID tag. Please help us by making sure everyone wears these wristbands and let us know if you see someone without it!



Dining and Food Service

Dining Hall Food Service - Units eat together at assigned tables during breakfast and dinner—please sit at your spot so staff can find you easily. After everyone's served, second portions are available on a first come, first served basis.

Kapers- For breakfast and dinner, each unit sends 1 Scout per 8 people (minimum 2 Scouts) 15 minutes early. These “Kapers” help set up chairs, condiments, water pitchers, and more. After the meal, they clean up by wiping tables, returning dishes, tossing trash, stacking chairs, and sweeping/mopping. No kapers are needed for lunch, but please help tidy your area before you leave.

Lunch Service - Lunch is served cafeteria-style—get in line first, then sit at your assigned table. No kapers are needed for lunch, but please help tidy your area before you leave.

Patrol Cooking - Units can choose to patrol cook—just fill out this form by May 1st. Sunday dinner, Friday dinner, and Saturday breakfast are *not* available for patrol cooking. Camp provides food, basic cleaning supplies (like paper towels and cleaner), and one propane tank per patrol. Need more? You'll need to bring your own or buy one from camp. Units must bring their own cooking gear—stoves, dishes, utensils, and supplies for the 4-bucket wash method (Cold Rinse, Hot Wash, Hot Rinse, Cold Sanitizer). Camp can provide dish soap and sanitizer if needed. Each unit must also provide a vehicle and adult(s) to pick up meals at a designated location.



Special Diets - We're happy to accommodate most medical or religious dietary needs—like gluten-free, vegetarian, vegan, dairy-free, and nut-free options. Ingredient lists are available at every meal for anyone who wants to check. We can't support highly specific diets with lots of restrictions, but campers may bring their own food if needed. Storage and limited kitchen access can be arranged—just reach out! All special diet requests must be submitted online at least 4 weeks before camp. You'll find the form on our website or through CampDoc.



Questions? Email our Food Services Director at MSRFoodService@Scouting.org and Camp Director Jack Loats at Jack.Loats@Scouting.org.



SAMPLE DINING HALL MENU - SUBJECT TO CHANGE

FINAL MENU WILL BE AVAILABLE PRIOR TO CAMP

SAMPLE CAMP CRIS DOBBINS DINING HALL MENU – SUBJECT TO CHANGE – FINAL MENU WILL BE AVAILABLE PRIOR TO CAMP

Sunday	Monday	Tuesday	Wednesday	Thursday	Friday	Saturday
	Breakfast: Bacon Scrambled Eggs Hash Browns Grits or Cream of Wheat Wheat Yogurt Fresh Fruit Muffins Cereal Juice, Milk, Coffee	Breakfast: Breakfast Sandwich Hash Browns Grits or Cream of Wheat Wheat Yogurt Fresh Fruit Muffins Cereal Juice, Milk, Coffee	Breakfast: Sausage Links Waffle Grits or Cream of Wheat Wheat Yogurt Fresh Fruit Muffins Cereal Juice, Milk, Coffee	Thursday: Bacon Scrambled Eggs French Toast Grits or Cream of Wheat Yogurt Fresh Fruit Muffins Cereal Juice, Milk, Coffee	Breakfast: Sausage Gravy Biscuits Grits or Cream of Wheat Wheat Yogurt Fresh Fruit Muffins Cereal Juice, Milk, Coffee	Breakfast: Continental Breakfast Cereal Fresh Fruit Apple or Orange Juice, Milk, Coffee
	Lunch: Hamburgers Chips Vegetable Fresh Fruit Salad Bar Juice, Milk, Coffee	Lunch: Tacos and Fixings Spanish Style Rice Vegetable Fresh Fruit Salad Bar Juice, Milk, Coffee	Lunch: Sandwiches Chips Vegetable Fresh Fruit Salad Bar Juice, Milk, Coffee	Lunch: Chicken Sandwich French Fries Vegetable Fresh Fruit Salad Bar Juice, Milk, Coffee	Lunch: Meatball Subs Chips Vegetable Fresh Fruit Salad Bar Juice, Milk, Coffee	
Dinner: Chicken Tenders Mac & Cheese French Fries Vegetable Fresh Fruit Salad Bar Juice, milk, coffee	Dinner: Baked Ziti Garlic Bread Vegetable Fresh Fruit Salad Bar Juice, milk, coffee	Dinner: Cottage Pie Dinner Roll Vegetable Fresh Fruit Salad Bar Juice, milk, coffee	Dinner: Chicken and Dumplings Dinner Roll Vegetable Fresh Fruit Salad Bar Juice, milk, coffee	Dinner: Red Chili Rice Corn Bread Vegetable Fresh Fruit Salad Bar Juice, milk, coffee	Dinner: Family Night BBQ Pulled Pork Dinner Roll Mac & Cheese Vegetable Fresh Fruit Salad Bar Juice, milk, coffee	

This menu is a sample menu and is subject to change. This menu does not reflect special diets. Fresh fruit, juice, milk, water and coffee are available at every meal. A salad bar is available at lunch and dinner.



Safeguarding Youth and Mandatory Reporting



It is required that all adults attending summer camp have taken **Safeguarding Youth Training**. Proof of training will be required to be uploaded to CampDoc. Colorado law and SA policy mandates that all camp staff, adult volunteers and other members of Scouting America are mandatory reporters of suspected child abuse and neglect. Abuse can include adult on youth and youth on youth contact.

While we do not wish or anticipate abuse to occur at camp, in rare instances it happened. Please follow the guidelines below.

If you suspect child abuse or neglect while at summer camp:

You are a mandatory reporter as a member of Scouting America. You must take the following steps, and you cannot designate this to anyone else. Child abuse or neglect suspicions can be from home and noticed at camp or can occur at camp.

1. **Ensure that everyone is safe before doing anything.**
2. **Notify the Camp Director and/or Ranger/Superintendent and/or designee immediately.** You can contact them by going to any camp staff member. These individuals will assist you in making a report but cannot do it for you.
3. **Notify the local law enforcement agency if applicable.** (Abuse occurred at camp or there are physical injuries or signs). Elbert County Sheriff - 911 or 303-660-7500.
4. **Notify the Colorado Department of Human Services.** 1-844-CO-4-KIDS (844-264-5437). This number can be used for reporting anywhere in the state. For youth that reside outside of Colorado, call this number and they will transfer the report to the appropriate state.

Child abuse and neglect reports should not be investigated by anyone other than law enforcement or human services. Camp Management will collect basic demographic data and the basic report for SA reporting purposes. Please cooperate in this process. For any report or suspicion, reports will be made, and parents/guardians and unit leaders will NOT be notified.

Scouting Colorado operates several childcare facilities and are licensed by the State of Colorado. This includes McNeil Scout Ranch at Peaceful Valley. The license indicates that the program has met the required standards for the operation of a childcare facility. The current

license and most recent inspection report is available for review at camp headquarters or at the Council Service Center. Additionally, if you would like to file a complaint about McNeil Scout Ranch (license #47810) as it relates to Colorado Child Care Facility Regulations, please contact the Colorado Department of Human Services, Office of Early Childhood at 303-866-4511.

We all play a role in preventing **child abuse and neglect.**



1-844-CO-4-KIDS
(1-844-264-5437)



Medical Information

Safety is a top priority at McNeil Scout Ranch! While accidents can happen, our well-stocked medical lodge is ready to help—it’s like a mini clinic with certified health staff. Campers can also ask any staff member for basic first aid (like a band-aid!).



For serious emergencies, our health team works directly with local EMS and can respond faster than calling 9-1-1. If you see or experience a major medical issue, notify the nearest staff member right away.

For minor issues, head to the health lodge. If care needed goes beyond what our team can provide, we’ll connect with EMS or send the patient to a nearby urgent care or hospital.

It is our policy that parents or guardians are notified when a youth camper visits the health lodge. This is primarily done with an email summary sent via CampDoc after the visit. In some cases, parents/guardians may be contacted by phone. Please inform your parents/guardians that this may occur and they may call the health lodge at any time to discuss any questions. 720-960-8011.

<u>General Health Lodge Hours</u>	<u>General Medication Administration Times</u>
Daily 8:00am to 9:30pm - “Clinic Needs” <i>(Think beyond basic first aid)</i>	Morning Meds: 6:30am-8:30am Lunch Meds: 11:30am-1:00pm Dinner Meds: 5:30pm-7:30pm Bedtime Meds: 8:30pm-9:30pm
9:30pm-8:00am Emergencies Only <i>(Think what you would call 911 for or go to the ER for)</i>	<i>Meds are dispensed only at these times. Meds will not be dispensed at any other time unless the medication calls for another time.</i>
When in doubt, stop by the med lodge. The Health Staff are always happy to help. <i>(Except after 10pm, please only emergencies!)</i>	

Communicable Diseases and Sickness at Camp

McNeil Scout Ranch follows all local, state, and federal health orders that apply to summer camps. We take steps to reduce the spread of illness—like camper screenings and regular cleaning—but some risk still exists. Need a mask, gloves, or cleaning supplies? Just ask! Questions or concerns? Email us at MSRHealth@Scouting.org.

Weather Safety

Weather at Camp

Days at McNeil Scout Ranch can hit the 80s or higher, while nights dip into the 40s—so pack layers and cozy sleeping gear if you get cold easily.

Sun & Rain Prep

During the day, protect yourself with sunscreen, hats, and sunglasses. July afternoons often bring rain showers (sometimes June too!), so bring proper rain gear—emergency ponchos won’t cut it.



Illness Policy - How Sick is Too Sick?

Youth, Adults, and Staff are required to report any illness to the camp Health Lodge. The health staff will help treat the illness and determine if they can continue to participate in camp or if other actions need to be taken. It is essential that everyone takes part in keeping camp healthy by washing hands regularly, using hand sanitizer, covering sneezes and coughs, cleaning and disinfecting surfaces and materials, and reporting illness promptly. **The health staff has the authority to exclude any participant or staff member from camp due to illness or injury.**

General Exclusion Requirements

Children and staff must be excluded from childcare facilities when they have certain symptoms of illness, including if they are unable to participate in or perform the functions required for their position.

- A “child” means any child enrolled in the childcare program or a student at a school.
- A “staff member or staff” means any person working or volunteering to perform duties in a childcare facility or school.

Symptoms that require exclusion are listed in [How Sick is Too Sick? When Children and Staff Should Stay Home from Child Care \(How Sick is Too Sick\)](#). The Colorado Department of Public Health and Environment’s Infectious Diseases in Child Care and School Settings (Infectious Disease Guide) will be used to determine exclusion for symptoms of illness not included in [How Sick is Too Sick](#).

Excluding Children

Staff are responsible for observing children at drop off and throughout the week for signs of illness. If a child arrives at the camp with signs of illness that require exclusion they may not be accepted. If a child develops symptoms of illness that require exclusion during the time of care, the parent/guardian will be contacted to pick up the child. The child will be provided with a place to rest which is separate from the other children until the parent/guardian arrives. The child may return to camp based on the requirements in [How Sick is Too Sick](#), the Infectious Disease Guide, or as directed by their health care provider or public health professional.

Information will be recorded on an illness log when children are sent home due to symptoms of illness that require exclusion. All items used to care for the child (cot, bedding etc.) will be cleaned and sanitized or cleaned and disinfected if contaminated by body fluids after the child leaves the camp. The date and time when the child returns to the child camp will be recorded on the illness log.

Outbreaks

When the camp has a child or staff member with an illness that is required to be reported to the health department, the health department will be contacted immediately. Outbreaks of illness must also be reported to the health department. An outbreak is defined as an increase in disease symptoms or illness regardless of a clinical diagnosis or laboratory testing in staff/children at more than expected levels. As few as two individuals (children or staff) in the same group with similar symptoms may constitute an outbreak. For example, above normal seasonal absenteeism for a school or childcare facility would be concerning and the health department will be contacted. The health department will also be contacted when there are two or more people that do not live together who are ill with symptoms including vomiting, diarrhea, or jaundice.



Medications for Youth and Adults

YOUTH:

We want every Scout to stay healthy and safe while having an awesome time at camp! To help with that, our **Health Lodge is stocked with many common over the counter (OTC) medications—so you don't need to send those unless your Scout needs something specific.**

Important Info for All Youth Medications: Under Colorado law, all youth medications must be checked in with our health staff when you arrive at camp. This includes both prescription and OTC medications. Here's what you need to know:

- Emergency meds (like inhalers or epinephrine) can stay with the Scout but must be accompanied by a Contract to Carry.
- All medications must be in their original containers with clear instructions and labeled with the Scout's name and troop number.
- **No pill sorters, baggies, or unlabeled containers—we can't dispense meds unless they're properly packaged.**
- No medical marijuana or herbal supplements are allowed at camp.
- All youth medications will be returned to the unit Scoutmaster at check-out.

YOUTH MEDICATION ADMINISTRATION:

Scouts will visit the Health Lodge during designated times to receive their medications. These times are posted and consistent each day. Meds will only be dispensed during these windows unless the prescription specifically requires a different time.

To help Scouts stay on track, we follow this supportive process:

1. **First missed dose** - A gentle reminder from Health Staff. We know camp can be a busy place!
2. **Second missed dose** - A note will be placed in the unit's mailbox to alert leaders.
3. **Third missed dose** - We'll contact parents/guardians and notify unit leaders again.
4. **Fourth missed dose** - The Scout may be sent home. This is a last resort, and we'll do everything we can to help them succeed before reaching this point.

Unit Leaders play a key role in helping Scouts remember their meds—thank you for your support!

ADULTS:

Adults may keep their own medications as long as they're **locked up** (in a car or lockbox) and **inaccessible to youth**. The Health Lodge also has OTC medications available for adults who need them.



Emergency Procedures

Our Emergency Procedures are listed here. These five actions of the Standard Response Protocol are the five actions you need to know when you attend our camp.

Please familiarize yourself with these five actions and what to do. We will provide a copy at check in and review these actions within the first 24 hours of camp.

Whenever any type of emergency occurs, it is important to contact the nearest staff member so these actions can be implemented.

MISSING SCOUT: If you cannot locate a Scout within your unit, please find the nearest staff member. Information we will need to know is their name, age, what they were wearing last and where they were last as well as where they should be. Adult leaders in your unit may be enlisted to assist in searching. It is important not to panic. Many times, Scouts are late to their location and on the way or stopped at another common location like the Trading Post, dining hall, or the gaga ball pit.

A full copy of the emergency procedures will be provided at check-in. An emergency drill using sirens will occur at the first flag ceremony. Please prepare those that may be trauma sensitive.

IN AN EMERGENCY TAKE ACTION



HOLD! In your area. Clear the roads and trails.

NO SIREN – STAFF ANNOUNCEMENT ONLY

CAMPERS

Clear the roads and trails and remain in area until the "All Clear" is announced
Do business as usual

STAFF

Keep campers in area
Account for campers
Do business as usual



SECURE! Get in main camp. Lock the gates.

NO SIREN – STAFF ANNOUNCEMENT ONLY

CAMPERS

Return to main camp area
Do business as usual

STAFF

Bring everyone to main camp
Lock the gates
Increase situational awareness
Account for campers
Do business as usual



LOCKDOWN! Locks, lights, out of sight.

SHORT WAVY SIREN – ALL CLEAR IS EVACUATE SIREN

CAMPERS

Move to a lockable building or wooded area away from sight
Maintain silence
Do not open the door
Prepare to evade or defend
Evade if unable to hide

STAFF

Lead campers to safety
Lock doors/turn out the lights
Move away from sight
Do not open the door
Maintain silence
Account for occupants and staff
Prepare to evade or defend



EVACUATE! (Report to McKenzie's Range)

LONG FLAT SIREN

CAMPERS

Evacuate to specified location
Bring your phone
Instructions may be provided about retaining or leaving belongings

STAFF

Lead evacuation to specified location
Account for campers using card system
Notify if missing, extra or injured people



SHELTER! Hazard and safety strategy.

CAMPERS

Use appropriate safety strategy for the hazard

Hazard

Tornado

Safety Strategy

****LONG WAVY SIREN****
Report to Gilwell Hall or
Lie flat in ditch/depression

Heavy Rain/Hail

Take shelter in building or tent (No Siren)

Earthquake

Drop! Cover! Hold On!
(No Siren)

STAFF

Lead safety strategy
Account for campers
Notify if missing, extra or injured people

© Copyright 2009-2020. All Rights Reserved. The "I Love U Guys" Foundation, Centex, CO. The Standard Response Protocol and Logo are Trademarks of The "I Love U Guys" Foundation and may be registered in certain jurisdictions. This material may be duplicated for distribution per "SRP Terms of Use". SRP BIZ 2021 Poster_EN | V 3.2 | Revised 08/30/2020 | <http://iloveuguyss.com>



Camper Behavior Management

Camper Behavior at Camp

Unit Leaders are responsible for camper behavior, with Camp Staff available to help during activities. Leaders should chat with each other if issues come up between units.

Minor Issues

Talk privately (following Safeguarding Youth guidelines), calmly explain the behavior, and offer steps to improve. Write down alternatives, encourage the camper, and follow up if needed. No need to involve Ranch Management for minor stuff.

Major Issues

If something feels too big or uncomfortable to handle, contact Ranch Management. They may investigate, meet with parents, or dismiss campers/adults if needed.

Automatic Dismissal

Some actions will result in immediate dismissal from camp:

- Harassment
- Youth Protection violations
- Weapons possession
- Alcohol, drugs, or tobacco use
- Scouter Code of Conduct violations
- Vandalism or theft
- Serious medication policy violations

Staff Behavior

We work hard to train our staff with a strong focus on customer service and professionalism. Most of our team members are youth between the ages of 16 and 22, and while they're doing their best, sometimes things don't go perfectly. If you ever have concerns about staff behavior or actions, please report them directly to the Camp Director, Program Director or Camping Specialist. We kindly ask that you don't address staff issues with other staff members or take on the role of training or correcting them yourself. Let us know if something's not right, we're here to help and make sure it's handled appropriately.

Camp Director Jack Loats - Jack.Loats@Scouting.org or 303-648-3023

Program Director - MSRDobbinsProgram@Scouting.org or 303-648-3023

Camping Specialist (If the above two cannot be reached) John Braselton - John.Braselton@Scouting.org or 720-266-2128



Trading Post

Camp Cris Dobbins has a well-stocked Trading Post for youth and adults! You'll find awesome souvenirs like t-shirts, hoodies, hats, stickers, water bottles, and more—all branded with Camp Cris Dobbins, McNeil Scout Ranch, and Scouting Colorado logos. **Snacks & Drinks** Our concession stand serves Pepsi products, Gatorade, candy bars, ice cream, and slushies. Plus, vending machines with drinks are available 24/7 at the Trading Post, HQ, Adult Shower House, and Gilwell Hall. **Spending Money** - We recommend each camper bring around \$100 for snacks, drinks, and souvenirs. The Trading Post accepts cash, cards, Apple Pay, and Samsung Pay. **Store Hours** - Trading Post hours will be shared at check-in—stay tuned!

Sale of Knives - Our Trading Post sells pocketknives to Scouts who have a Totin' Chip card. A Scout can also purchase a knife with an adult present. No "notes" or other forms of approval will be accepted. The staff is not responsible for policing individual or unit knife policies and purchases.

Family Night

Every Friday starting at 4:00 PM (or anytime after lunch!), families are welcome to join the fun. If you'd like to stay for dinner, meal tickets are \$10 and can be purchased online—no ticket needed if you're not eating. **All visitors must check in at Headquarters when they arrive.** The evening wraps up after the closing campfire around 8:30-9:00 PM. Families are free to head out whenever they'd like, but overnight stays aren't allowed.

Visitors In Camp

Visitors are welcome **Monday-Friday from 8:00 AM to 8:00 PM, and Sunday from 1:00 PM to 8:00 PM.** **All visitors must sign in and out at the Camp Office.** To visit, you must be listed on a camper's medical form as an authorized adult.

Questions? Email us at McNeilScoutRanch@Scouting.org.

Are you passionate about Peaceful Valley?

👉 The Peaceful Valley Alumni Association is a group of veteran Scouters and former camp staffers who support McNeil Scout Ranch through preservation, maintenance, and program help. If you were a Scout at PV, served as an adult leader, or worked on camp staff, we'd love to have you join the PVAA! [More information.](#)



Camp Staff and Counselor-In-Training Program:

Work at McNeil Scout Ranch! We hire seasonal staff ages 16+ for summer positions! Full-season contracts are ideal, but partial-season options may be considered. **Too Young to Work?** Scouts ages 14-15 can join our awesome **Counselor-In-Training (CIT) Program** to gain experience and have fun helping out at camp!

[More information on the Camp Staff webpage.](#)



Camp Cris Dobbins Pro Tips

Cell Service

AT&T & T-Mobile works best at camp with strong signal and data as there is a cell tower on camp. Verizon is decent but has limited data. *(Report your spotty Verizon service to Verizon so they receive numerous reports and consider adding a tower nearby!)*

Wi-Fi Access

Limited Wi-Fi is available for adults only. Info will be shared at check-in. It's mainly for camp business, so please don't rely on it for work or streaming.

Swim Checks

Doing swim checks before camp makes Day 1 smoother! You can still do them at camp if needed. Instructions are available online.

Check-In Tip

Arrive together as a unit if possible! Consider meeting up in Elizabeth or Falcon to caravan in—it makes parking and gear hauling easier.

Text Alerts

Adult leaders should sign up for text alerts for updates and emergency info. Parents don't need to sign up.

Troop Mailboxes

Each unit has a mailbox at HQ for notes, forms, and updates. Check it at least twice a day.

Maintenance Issues

See something that needs fixing? Let HQ know!

Lost & Found

Lost items go to HQ daily. Valuables are kept in the office—check there first!

Charging Devices

Adults can charge devices at the Adult Shower House, HQ, and Leader Lounge. Bring your own charger and don't leave items unattended.

Adult Leader Lounge

Need a break? The Leader Lounge at the Trading Post has outlets, A/C, and snacks! You can also use the HQ Conference Room when it's open and not reserved. Gilwell Hall is no longer available as a lounge due to scheduled activities.

Laundry - Just in Case!

Most folks find they don't need to do laundry during camp—but if you do, no worries! We've got a few machines available at the pool. Just a heads-up: detergent isn't provided, so bring your own if you think you'll need it and please be prompt and tidy, others may be waiting too! Plan to pack smart and skip laundry if you can, but if the need pops up, we've got you covered!



Helpful Documents and Links

[Kapering Schedule](#)

[Campsite Shower Schedule](#)

[Camp Cris Dobbins Map](#)

[Program Guide](#)

[Camp Schedule](#)

ATV Waiver (For Scouts Taking ATV) - Available In CampDoc

[ATV Pre-Course](#)

Cowboy Action Waiver - Available In CampDoc for those participating in this free-time activity or Next Level Range Adventure class.

[Rafting Waiver](#)

[Emergency Procedures](#)

[Parent's Page](#)

[Packing list](#)

[Family Night Meal Ticket Purchase](#)

[Special Diet Request Form](#)

[Swim Classification Record & Instructions](#)

[Check-in Roster and Seatbelt Inventory](#)

